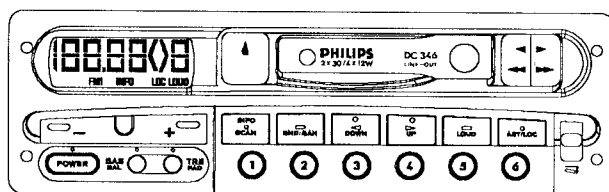


Service
Service
Service



For repair information of the Cassette deck see Service Manual of Auto Cassette Deck :
TN301NX265 (22DC213-216-243-246)
CDS36-PR (22DC316-343-346)

Service Manual

12 V

Contents	page
Controls	-2
Connections	-3
Technical data - Chips handling	-4
Servicing hints	-5-5a
Semiconductors - IC pinings	-6-6a
Block diagram	-7-7a
DC voltages - Checks and adjustments	-8-8a
Tuner part 1 schematic diagram	-9-9a
Main PWB layout	-10-10a
Tuner part 2 schematic diagram	-11-11a
Sound Process part 1 schematic diagram	-12-12a
Sound Process part 2 schematic diagram	-13-13a
Power supply schematic diagram	-14-14a
Main PWB layout	-15-15a
Microcontroller part schematic diagram	-16-16a
Tape part schematic diagram	-17-17a
Power part schematic diagram	-18-18a
Exploded view / Mechanical partslist	-19-19a
Electrical partslist	-20-20a-21
Technician's remarks	-22

RTV servis Horvat

Kešinci, 31402 Semeljci

Tel : 031-856-637

Tel / fax : 031-856-139

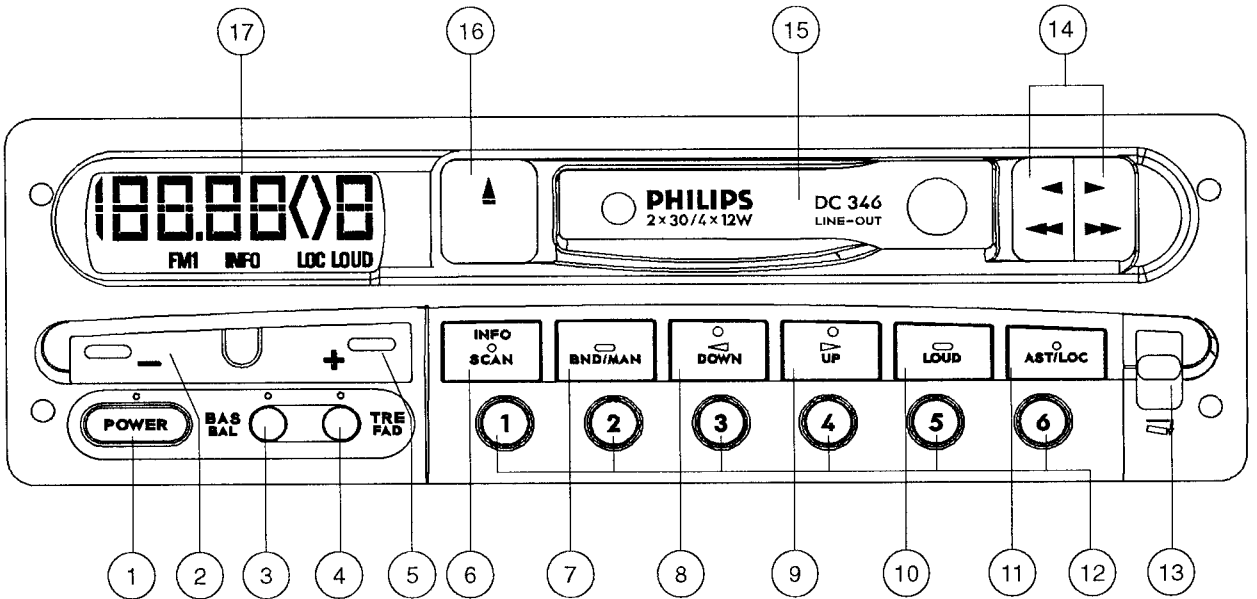
Mob : 098-788-319

rtv-servis-horvat@os.tel.hr



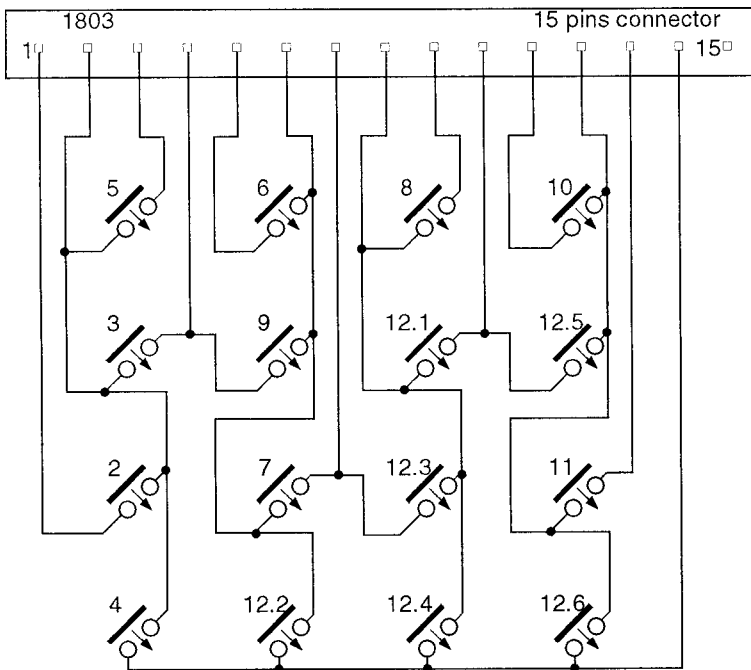
PHILIPS

CONTROLS

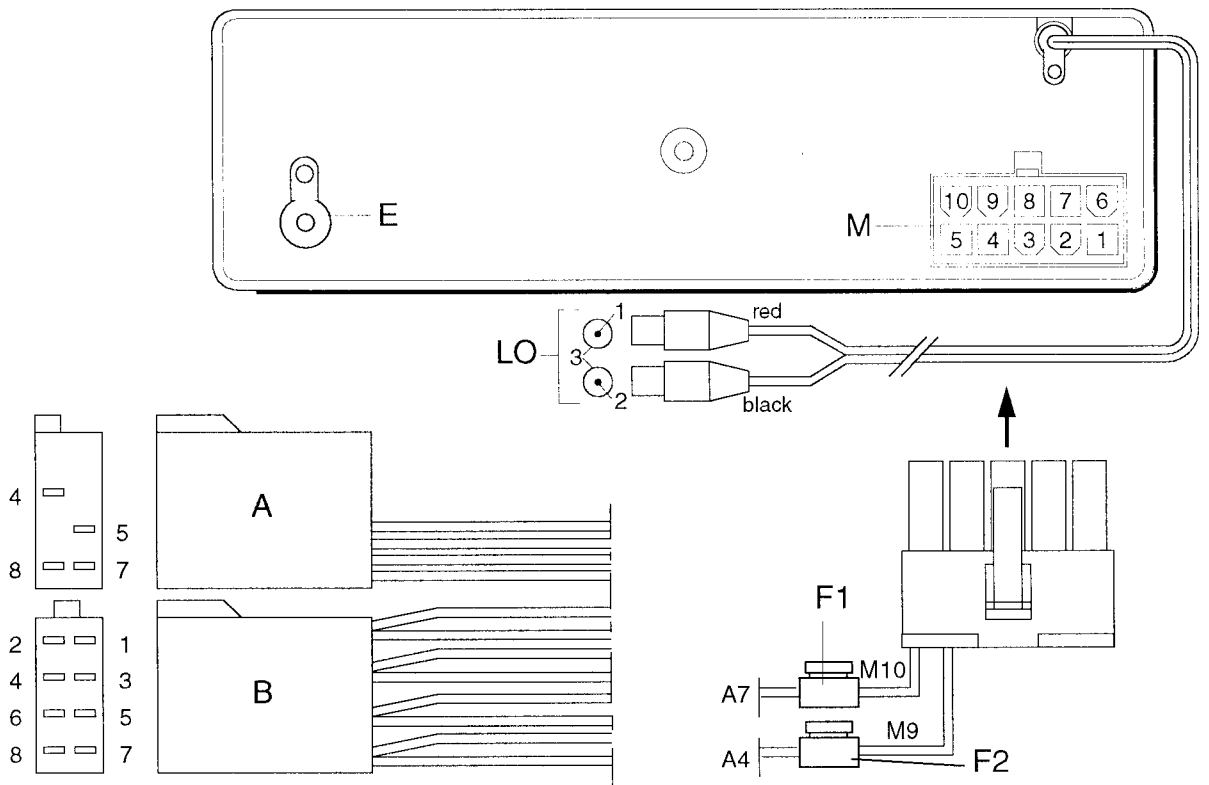


- | | | | |
|---|---|----|--|
| 1 | On / Off | 10 | Loudness |
| 2 | Volume - | 11 | Autostore / Local |
| 3 | Bass / Balance | 12 | Presets / Selection |
| 4 | Treble | 13 | Release Knob for detachable unit |
| 5 | Volume + | 14 | Ffw / Frw Buttons (316-343-346) |
| 6 | Scan Presets / Info (216-246-316-346) | 15 | Cassette Opening + Flap |
| | Scan Presets (213-243-343) | 16 | Reverse Button / Eject (316-343-346) |
| 7 | Band Selection / Manual Search Select | | FFW / Eject (213-216-243-246) |
| 8 | Search Down | 17 | Display |
| 9 | Search Up | | |

KEYBOARD SCHEMATIC DIAGRAM



CONNECTIONS



A : POWER SUPPLY

- A4 = M9 +12V PERMANENT
- A5 = M4 AUTOMATIC AERIAL
- A7 = M10 +12V SWITCHED
- A8 = M5 GROUND

- YELLOW / RED
- BLUE
- RED
- BROWN

B : LOUDSPEAKERS

FOR 4 X 4.5 W CONFIGURATION :

- B1 / B4 = M7 REAR RIGHT+ / FRONT RIGHT -
- B2 = M8 REAR RIGHT -
- B3 = M3 FRONT RIGHT+
- B5 = M1 FRONT LEFT+
- B6 / B7 = M2 FRONT LEFT- / REAR LEFT+
- B8 = M6 REAR LEFT -

FOR 2 X 15 W CONFIGURATION :

- B2 = M8 RIGHT CHANNEL -
- B3 = M3 RIGHT CHANNEL +
- B5 = M1 LEFT CHANNEL +
- B8 = M6 LEFT CHANNEL -

- BLUE - GREY / BLACK
- BLUE / BLACK
- GREY
- GREEN
- GREEN / BLACK - BROWN
- BROWN / BLACK

LO : LINE OUT CABLE (only 316 - 343 - 346)

- LO1 RIGHT SIGNAL
- LO2 LEFT SIGNAL
- LO3 GROUND

- RED
- BLACK
- SHIELDING

E AERIAL PLUG (DIN 41585)

- F1 FUSE 5A
- F2 FUSE 2A

TECHNICAL DATA

GENERAL

Power supply :14.4V DC
 Dimensions :180x150x51.8 mm

RADIO

LW * : 144-288 KHz
 MW * : 531-1629 KHz
 FM : 87.5-108 MHz
 IF-AM * : 450 KHz / 10.7 MHz
 IF-FM : 10.7 MHz / 72.2 MHz
 Sensivity 26dB S/N : 24 μ V (LW)
 : 17.5 μ V (MW)
 : 3,5 μ V (FM)
 Limitation α -3dB : 3 to 15 μ V

(*Only 243-246-343-346)

CASSETTE

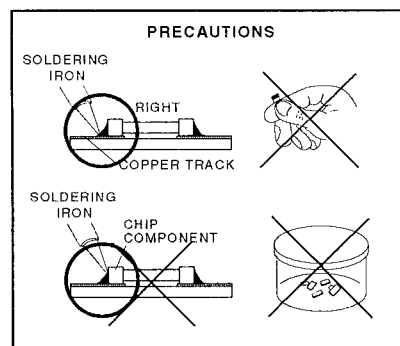
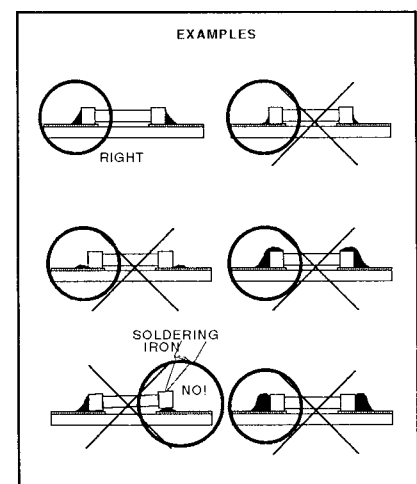
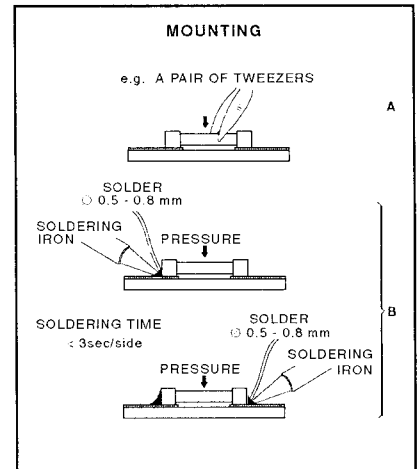
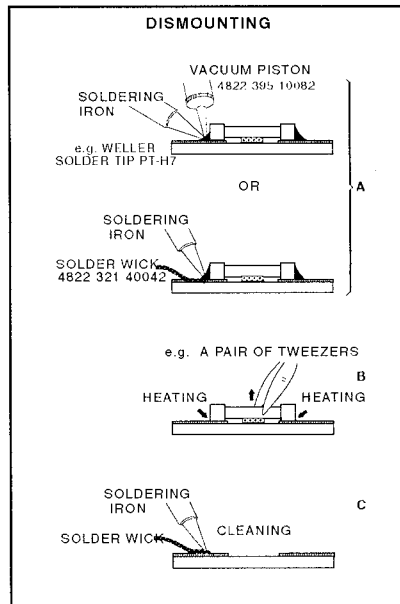
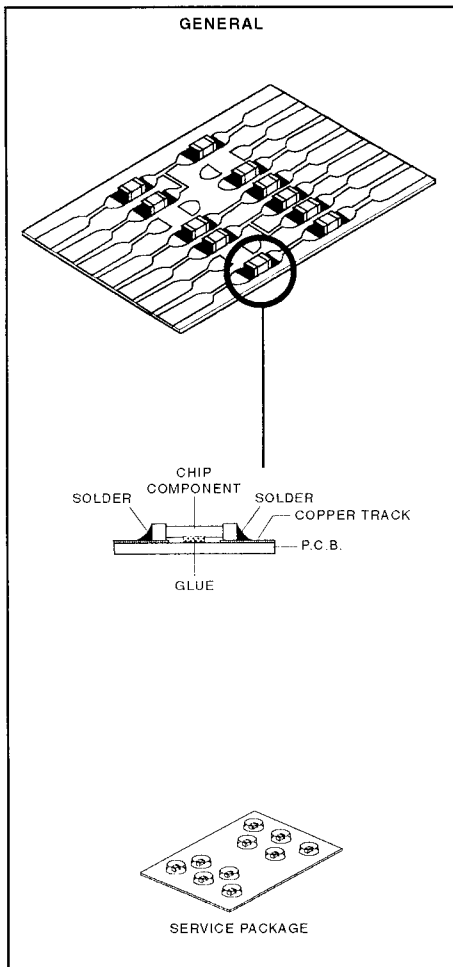
Cassette mechanism :TN-301NX-265 (213-216-243-246)
 Number of tracks :2
 Tape speed :4.75 cm/sec
 Wow and flutter \leq 0.35% (+5° to +35°)
 Crosstalk \geq 21dB

Cassette mechanism :CDS 36-PR (316-343-346)
 Number of tracks :2x2
 Tape speed :4.75 cm/sec
 Wow and flutter \leq 0.35% (+10° to +45°)
 Crosstalk \geq 21dB

AMPLIFIER

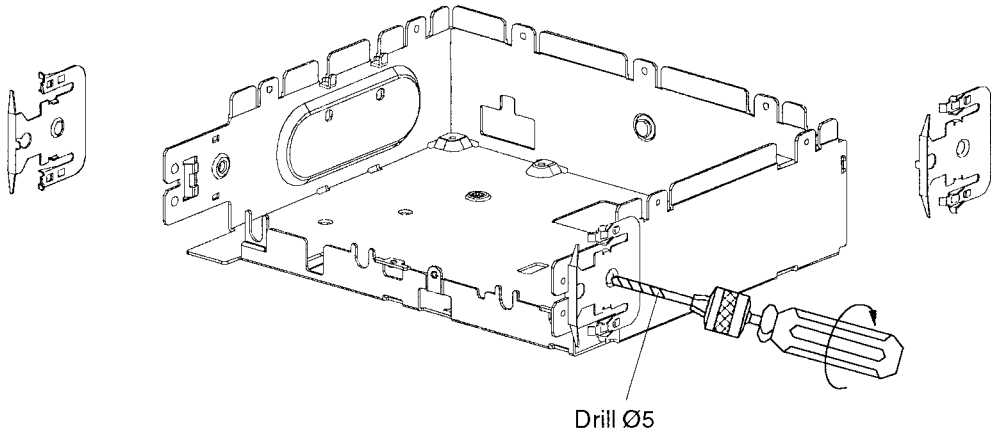
Output power :2x15 or 4x4.5W / 4 Ω (D = 10%)
 Loudness :+7dB \pm 2dB at 60Hz
 :+4dB \pm 2dB at 10kHz
 Treble control :+10/-10 \pm 2dB at 10kHz
 Bass control :+12/-12 \pm 2dB at 60Hz
 Balance control \geq 12dB
 Fader \geq 12dB
 Mute :-70dB

HANDLING CHIP COMPONENTS



22DC213/00 - 22DC216/02 - 22DC243/00 - 22DC246/02 - 22DC316/02 - 22DC343/00 - 22DC346/02

LOCKING SPRING REMOVAL



If a Mounting Spring needs to be changed, you have to first eliminate the fastening by drilling it out with a $\varnothing 5\text{mm}$ hand-drill

For the fixing of the new one, use a counter-sunk screw $\varnothing 3\text{mm}$, length 5 or 6mm and an M3 nut

ESD

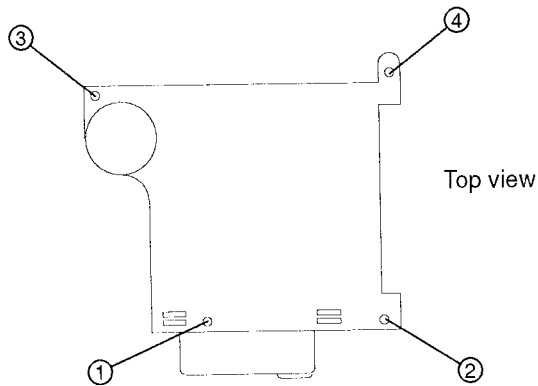


WARNING

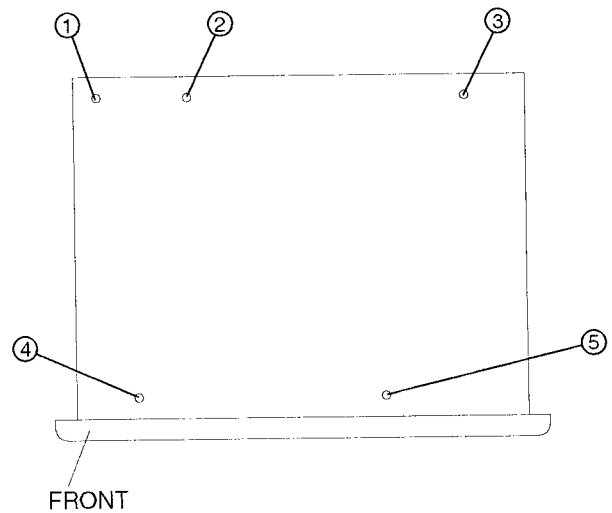
All ICs and many other semi-conductors are susceptible to electrostatic discharges (ESD). Careless handling during repair can reduce life drastically.

When repairing, make sure that you are connected with the same potential as the mass of the set via a wrist wrap with resistance. Keep components and tools also at this potential.

SCREWING SEQUENCE DECK



SCREWING SEQUENCE PWB




REMOVING THE PWB

- 1) Disconnect all the cables and flex foils, and disengage the lamp from the light box of the LCD
 - 2) Remove the front
 - 3) Remove the deck (see screwing sequence)
 - 4) Disengage the lamps from the metal frame
 - 5) Remove the transparent LED
 - 6) Remove the bracket of the power IC
 - 7) remove the antenna plug bracket
- Now you can remove the PWB (see screwing sequence)


CONNECTING THE PWB FOR MEASUREMENTS ON THE COPPER SIDE.

- 1) Connect a wire (by soldering) between ground areas 1 and 2.
- 2) Short circuit the pins 2 and 3 of the detection switch.
- 3) Reconnect the flat foils of the front and the supply cable. Also reconnect the tape deck.



Main PWB copper side

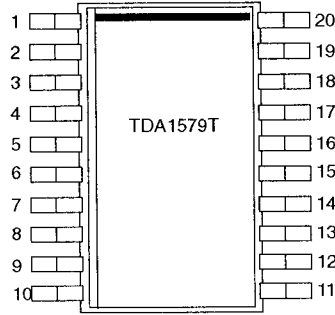
pins 2 and 3 switch1513



INTEGRATED CIRCUITS

TDA1579T Decoder for traffic warning radio transmissions

SYMBOL	PIN	DESCRIPTION
SK	1	SK indicator
DKout	2	DK output current
SKout	3	SK output current
τ BK	4	time delay BK
V _{5BK}	5	filter output BK
V _{6BK}	6	filter input BK
V _P	7	supply voltage
V _{P/2}	8	half supply voltage
V _{9SK}	9	SK detector output
n.c.	10	not connected
n.c.	11	not connected
V _{12SK}	12	57kHz band pass filter
V _{AGC}	13	AGC
I ₁₄	14	prestage biasing current
V _{MPX}	15	MPX input
V _{16DK}	16	filter input DK
V _{17DK}	17	filter output DK
τ DK	18	time delay DK
I ₁₉	19	reference current for BK, DK detector
GND	20	ground

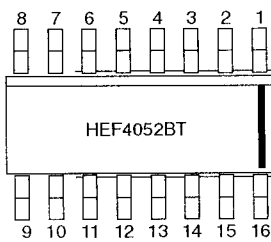


TEA6811 IC91 RF IC

SYMBOL	PIN	DESCRIPTION
GNDANF	1	analog ground 5 V
VCCANF	2	analog supply 5 V
LCKDET	3	lock detector flag
SDA	4	I2C bus data
SCL	5	I2C bus clock
FREFN	6	ref frequency from I2
FREFP	7	ref frequency from I2
GNDDIF	8	digital ground
VCCDIF	9	digital supply 5 V
NC	10	
FMIFON	11	outputs of FM-mixer
FMIFOP	12	first IF (72.2 MHz)
VCCE	13	analog supply 8.5 V
GNDE	14	analog ground 8.5 V
AMMOP	15	outputs of AMMIXER
AMMON	16	of first IF (10.7 MHz)
NC	17	
AMMIN	18	AMMIXER input RF
VREF	19	reference voltage fro
NC	20	

HEF4052BT Dual 4 channel analogue multi/demultiplexer

SYMBOL	PIN	DESCRIPTION
Y _{0B}	1	independant input/output 0 _B
Y _{2B}	2	independant input/output 2 _B
Z _B	3	common input/output B
Y _{3B}	4	independant input/output 3 _B
Y _{1B}	5	independant input/output 1 _B
E	6	enable input (active LOW)
V _{EE}	7	ground
V _{SS}	8	ground
A ₁	9	address input 1
A ₀	10	address input 0
Y _{3A}	11	independant input/output 3 _A
Y _{0A}	12	independant input/output 0 _A
Z _A	13	common input/output A
Y _{1A}	14	independant input/output 1 _A
Y _{2A}	15	independant input/output 2 _A
V _{DD}	16	supply

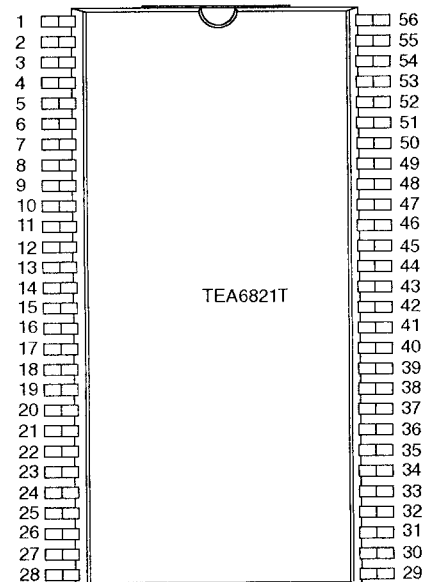


FUNCTION TABLE

inputs			channel
E	A ₁	A ₀	ON
L	L	L	Y _{0A} -Z _A ; Y _{0B} -Z _B
L	L	H	Y _{1A} -Z _A ; Y _{1B} -Z _B
L	H	L	Y _{2A} -Z _A ; Y _{2B} -Z _B
L	H	H	Y _{3A} -Z _A ; Y _{3B} -Z _B
H	X	X	none

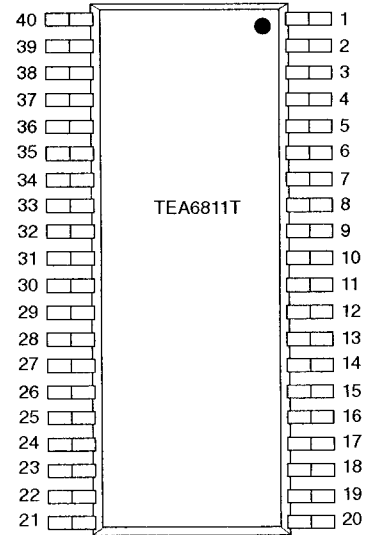
TEA6821T

SYMBOL	PIN	DESCRIPTION	SYMBOL	PIN	DESCRIPTION
QDET1	1	demodulator tank	FMIFAMPOUT	29	FM-IF amplifier output
QDET2	2	demodulator tank	AFGND	30	AF ground
TSWITCH	3	time switch	DEEMPHR	31	de-emphasis capacitor right
GND	4	analog ground	DEEMPHL	32	de-emphasis capacitor left
VPS	5	5 V supply voltage	AMIF2IN1	33	AM IF2 input1
HFBUS1	6	HF bus, pull-up to 5 V	AMIF2IN2	34	AM IF2 input2
HDBUS2	7	HF bus, pull-up to 5 V	FMIN2	35	FM limiter input
XTAL1	8	crystal oscillator	DCFEED	36	DC feed FM limiter
XTAL2	9	crystal oscillator	FMIN1	37	FM limiter input
FREFP	10	PLL reference frequency	LEVELADJ	38	level adjust
FREFN	11	PLL reference frequency	C _{AFC}	39	AFC capacitor
I _{REF}	12	reference current	MPBUF	40	multipath buffer time constant
FMIF1IN1	13	70 MHz FM-IF input	OUTLEFT	41	AF output left
FMIF1IN2	14	70 MHz FM-IF input	FMSTOP	42	FMSTOP adjust
TSDR	15	time constant for SDR	RDS/AMSTOP	43	MPX for RDS/AMSTOP adjust
TSDS	16	time constant for SDS	OUTRIGHT	44	AF output right
V _{SDS}	17	SDS control voltage	MPXIN	45	stereo decoder MPX input
V _{SDR}	18	SDR control voltage	IAC _{IN}	46	IAC input
FMIF2OUT1	19	FM mixer output	MPXOUT	47	FM demodulator MPX output
FMIF2OUT2	20	FM mixer output	AMAFOUT	48	AM demodulator AF output
V _{REF}	21	reference voltage	V _{MUTAML}	49	mute voltage / AM level
AMIF2OUT1	22	AM mixer output	LEVELUNWEIG	50	level unweighted
AMIF2OUT2	23	AM mixer output	I _{ACCONTR}	51	IAC control voltage
FMAMDEC	24	FM/AM 10.7 MHz decoupling	V _{PDIG}	52	V _P digital
PHASEDET	25	phase detector	SDA	53	SDA, pull-up to 5 V
PILDET	26	pilot detector	SCL	54	SCL, pull-up to 5 V
FMAM10.7	27	FM/AM 10.7 MHz input	BUSGND	55	bus ground
V _{PIF}	28	V _P IF amplifier	V _{P8.5}	56	V _P 8.5 V



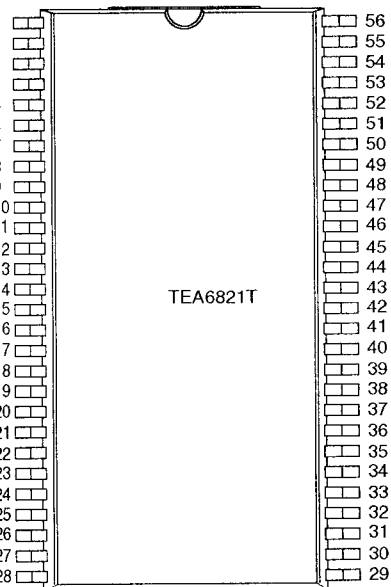
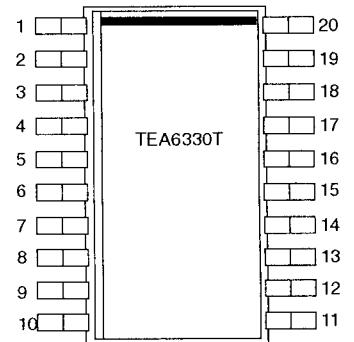
TEA6811 IC91 RF IC

SYMBOL	PIN	DESCRIPTION	SYMBOL	PIN	DESCRIPTION
GNDANF	1	analog ground 5 V	GNDAMM	21	ground AMMIXER
VCCANF	2	analog supply 5 V	AMPREO	22	AMPREAMP output
LCKDET	3	lock detector flag	NC	23	
SDA	4	I2C bus data	AMSBI	24	AM feedback switch SB1
SCL	5	I2C bus clock	AMSBI2	25	AM feedback switch SB2
FREFN	6	ref frequency from I2C N-terminal	AMPREI	26	AMPREAMP input
FREFP	7	ref frequency from I2C P-terminal	AMCAGC	27	AM AGC capacitor
GNDDIF	8	digital ground	AMCPRE	28	AM preamp decoupling capacitor
VCCDIF	9	digital supply 5 V	GNDRF	29	RF ground
NC	10		FMRFIP	30	FM MIXER inputs RF
FMIFON	11	outputs of FM-mixer of first IF (72.2 MHz)	FMRFIN	31	
FMIFOP	12		IPIDIO	32	pin diode drive
VCCE	13	analog supply 8.5 V	FMAGC	33	FM AGC integrating capacitor
GNDE	14	analog ground 8.5 V	REFAGC	34	FM AGC reference voltage
AMMOP	15	outputs of AMMIXER of first IF (10.7 MHz)	OSCFDB	35	oscillator FEEDBACK input
AMMON	16		GNDOSC	36	oscillator ground
NC	17		OSCTNK	37	oscillator tank output
AMMIN	18	AMMIXER input RF	VCCOSC	38	supply voltage VCO
VREF	19	reference voltage from AMBANDGAP	VTUNE	39	tuning voltage
NC	20		CHPOUT	40	charge pump output

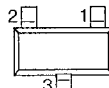


TEA6330T Sound Fader Control circuit (SOFAC)

SYMBOL	PIN	DESCRIPTION
C _{PS}	1	filtering capacitor for power supply
IN-R	2	audio input signal RIGHT
GND1	3	analog ground (0 V)
C _{BR1}	4	capacitor for bass control RIGHT and signal to equalizer
C _{BR2}	5	capacitor for bass control RIGHT
C _{TR}	6	capacitor for treble control RIGHT, input signal for equalizer RIGHT
QRR	7	right audio output signal of rear channel
QRF	8	right audio output signal of front channel
MUTE	9	input to set mute externally
GND2	10	digital ground (0 V) for bus control
SCL	11	clock signal of I ² C-bus
SDA	12	data signal of I ² C-bus
QLF	13	left audio output signal of front channel
QLR	14	left audio output signal of rear channel
C _{TL}	15	capacitor for treble control LEFT, input signal for equalizer LEFT
C _{BL2}	16	capacitor for bass control LEFT
C _{BL1}	17	capacitor for bass control LEFT and signal to equalizer
V _p	18	+8.5 V supply voltage
IN-L	19	audio input signal LEFT
V _{ref}	20	reference voltage output (V _p /2)



BC847B / BF840



BD241

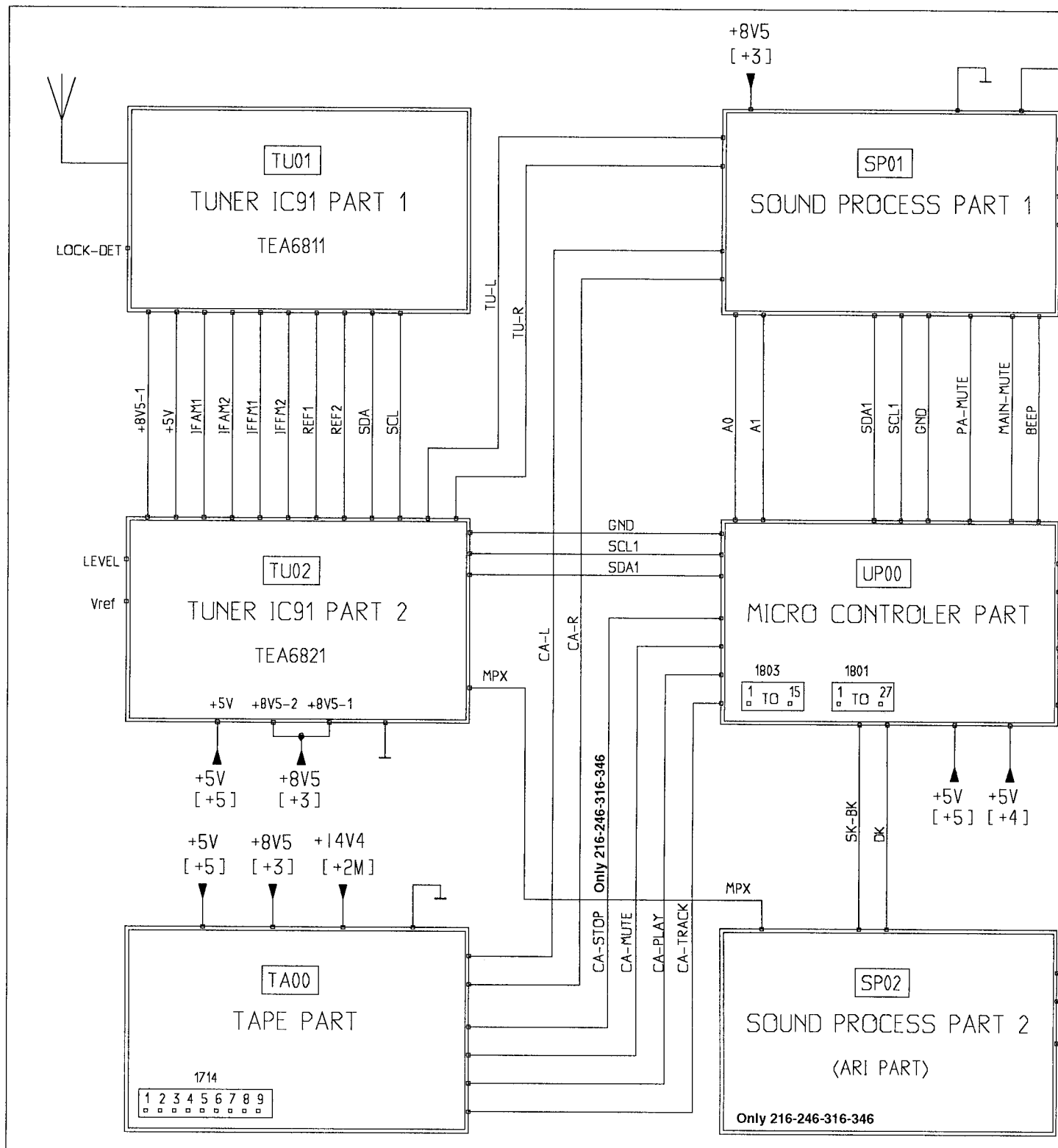


BC547

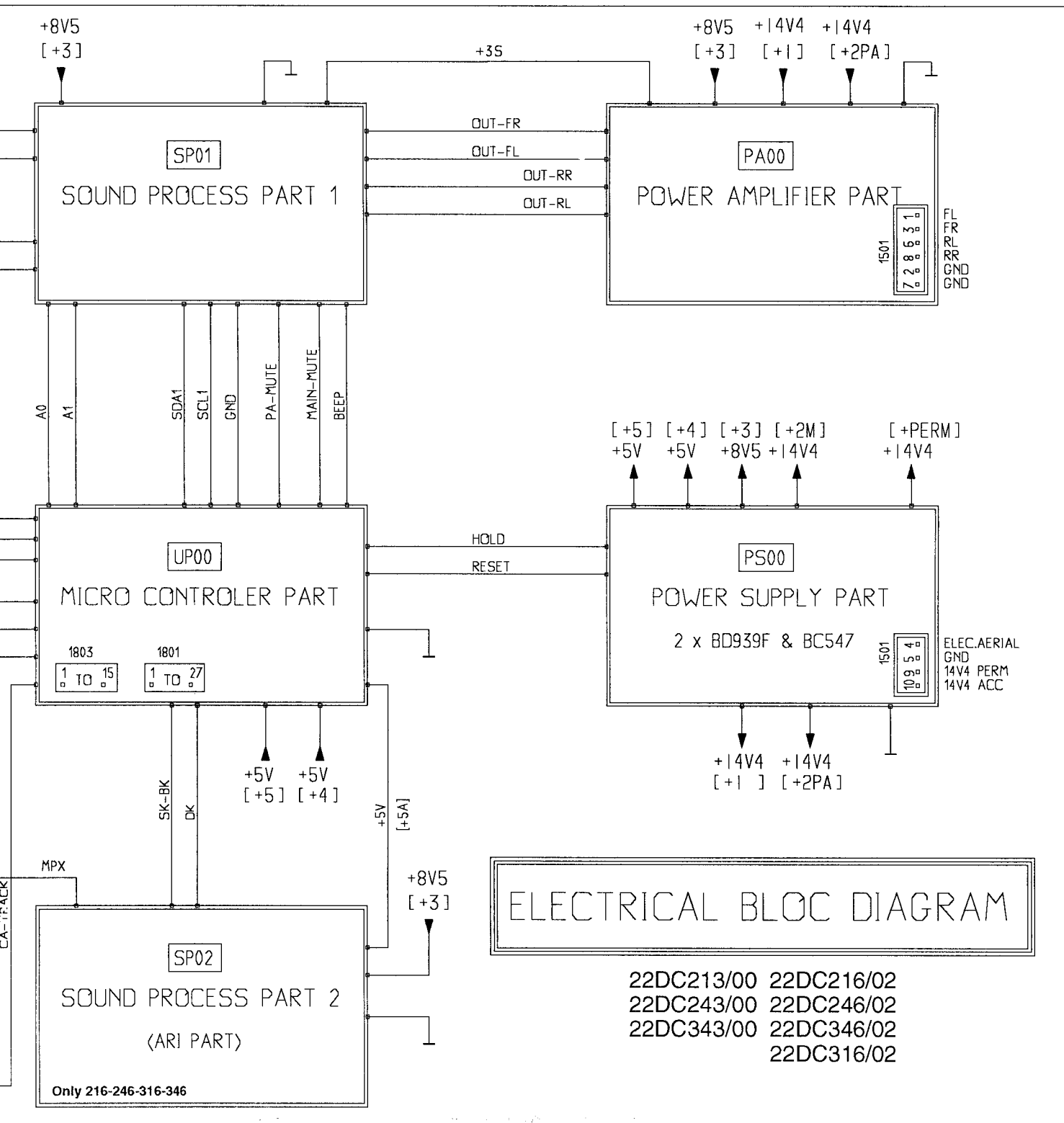


BC636





RTV
 Kešin
 Tel:
 Tel/
 Mob
 rty-serv



RTV servis Horvat

Kešinci, 31402 Semeljci

Tel : 031-856-637

Tel / fax : 031-856-139

Mob : 098-788-319

rtv-servis-horvat@os.tel.hr

DC VOLTAGES

7202 TEA6811V

1 = GND	21 = GND
2 = 3.0 V	22 = 1.8 V
3 = 4.9 V	23 = GND
4 = 5.1 V SDA	24 = 0.1 V
5 = 5.1 V SCL	25 = 0.2 V
6 = 5.0 V	26 = 2.8 V
7 = 4.9 V	27 = 0.1 V
8 = GND	28 = 0.1 V
9 = 5.2 V	29 = GND
10 = GND	30 = 3.1 V
11 = 8.5 V	31 = 3.1 V
12 = 8.5 V	32 = 0.0 V
13 = 8.5 V	33 = 4.2 V
14 = GND	34 = 4.2 V
15 = 8.4 V	35 = 2.6 V
16 = 8.4 V	36 = GND
17 = GND	37 = 6.2 V
18 = 0.1 V	38 = 8.4 V
19 = 0.0 V	39 = 3.0 V
20 = GND	40 = 3.0 V

7300 TEA6821T/V2

1 = 4.0 V	29 = 6.2 V
2 = 4.0 V	30 = 1.8 V
3 = 0.8 V	31 = 2.3 V
4 = GND	32 = 2.3 V
5 = 5.0 V	33 = 0.7 V
6 = 5.0 V SDA	34 = 1.0 V
7 = 5.0 V SCL	35 = 2.7 V
8 = 61.5 MHz	37 = 2.7 V
9 = 61.5 MHz	37 = 2.7 V
10 = 5.0 V	38 = 1.7 V
11 = 4.9 V	39 = 3.3 V
12 = 4.2 V	40 = 0.7 V
13 = 2.3 V	41 = 3.5 V
14 = 2.3 V	42 = 1.9 V
15 = N.C.	43 = 3.0 V
16 = 5.0 V	44 = 3.4 V
17 = 2.5 V	45 = 2.8 V
18 = 1.4 V	46 = 3.2 V
19 = 8.4 V	47 = 3.2 V
20 = 8.4 V	48 = 4.5 V
21 = 5.0 V	49 = 5.0 V
22 = 8.5 V	50 = 5.2 V
23 = 8.5 V	51 = 4.9 V
24 = 3.0 V	52 = 5.1 V
25 = 4.7 V	53 = 5.1 V
26 = 2.7 V	54 = 5.1 V
27 = 2.9 V	55 = GND
28 = 8.5 V	56 = 8.5 V

7402 TDA7374V

1 = 7.0 V	9 = GND
2 = 7.0 V	10 = N.C.
3 = 14.4 V	11 = 0.7 V
4 = 0.7 V	12 = 0.7 V
5 = 0.7 V	13 = 14.4 V
6 = 0.7 V	14 = 7.0 V
7 = 6.6 V	15 = 7.0 V
8 = Earth	

7602 HEF 4052BT

1 = 3.4 V	9 = 0.0 V
2 = 5.5 V	10 = 0.0 V
3 = 3.4 V	11 = 3.4 V
4 = 3.4 V	12 = 3.5 V
5 = 3.8 V	13 = 3.4 V
6 = GND	14 = 3.9 V
7 = GND	15 = 5.5 V
8 = GND	16 = 7.7 V

7401 HEF 4052BT































1 = 3.9 V	9 = GND
2 = GND	10 = 6.4 V
3 = 3.9 V	11 = GND
4 = GND	12 = 3.9 V
5 = 3.9 V	13 = 3.9 V
6 = GND	14 = 3.9 V
7 = GND	15 = GND
8 = GND	16 = 7.7 V
















7605 TEA 6330

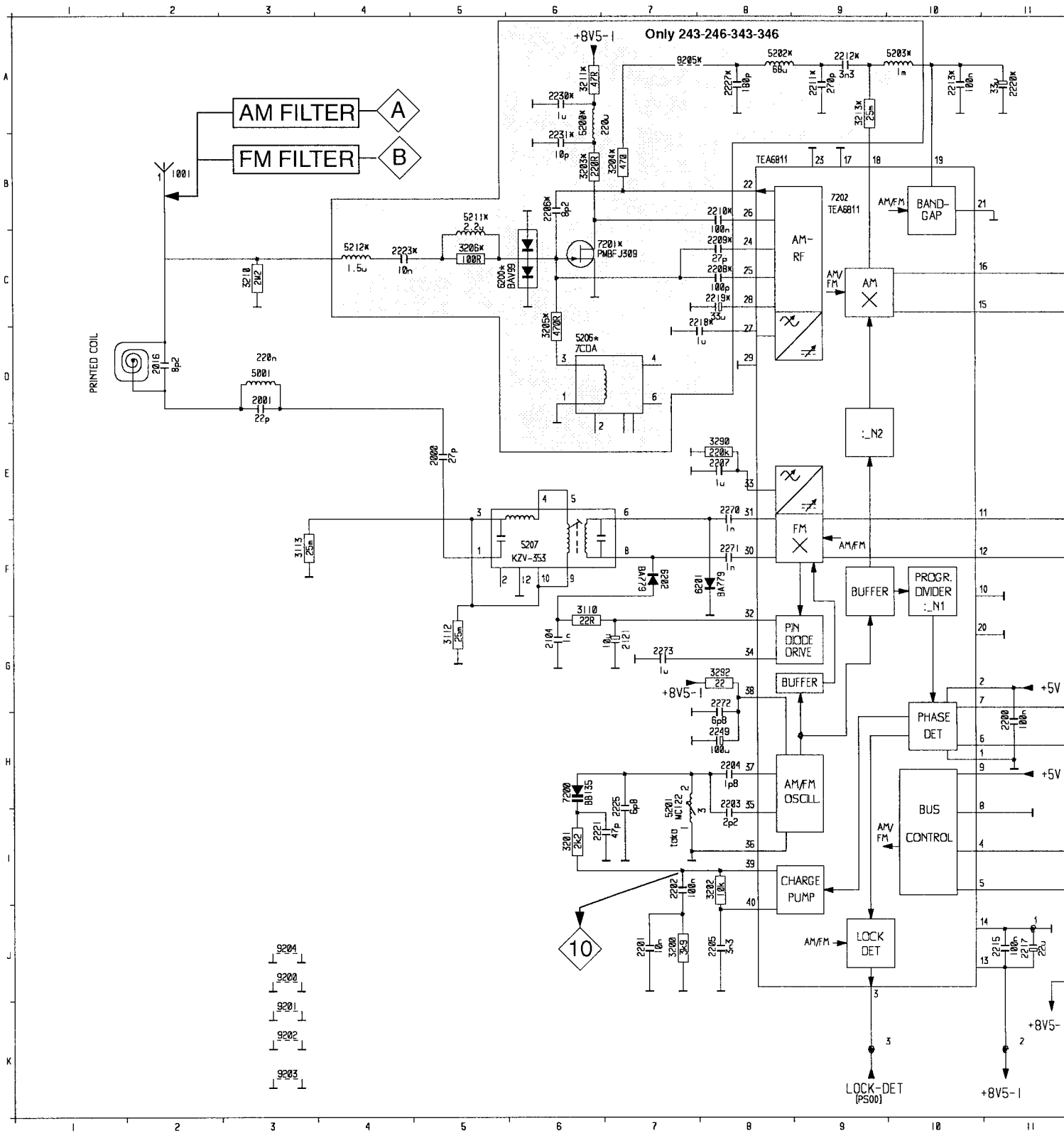
1 = 7.7 V	11 = 5.1 V SCL
2 = 3.8 V	12 = 5.1 V SDA
3 = GND	13 = 3.9 V
4 = 3.9 V	14 = 3.9 V
5 = 3.9 V	15 = 3.9 V
6 = 3.9 V	16 = 3.9 V
7 = 3.9 V	17 = 3.9 V
8 = 3.9 V	18 = 7.7 V
9 = 7.7 V	19 = 3.9 V
10 = GND	20 = 3.9 V

CHECK AND ALIGNMENT

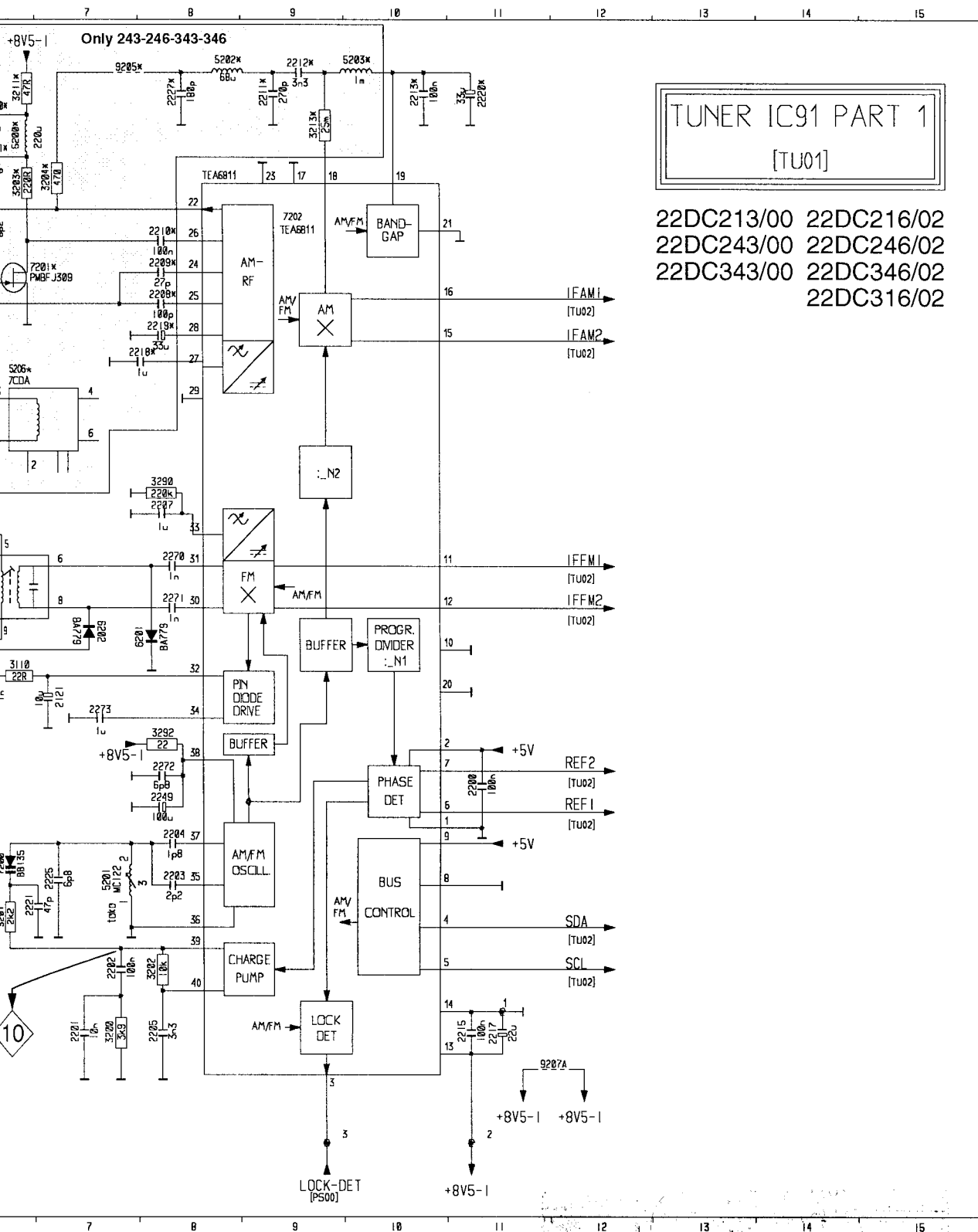
For checking and adjusting see general procedures

Check	SK				Setting of controls		
Demodulated FM levels	FM	98 MHz 1 mV $\Delta f = 22.5$ KHz $f_{mod} = 1$ KHz				 210 mV \pm 40 mV	
		98 MHz 1 mV $\Delta f = 6.75$ KHz $f_{mod} = 19$ KHz				 60 mV \pm 10 mV	
		98 MHz 1 mV $\Delta f = 3.75$ KHz $f_{mod} = 57$ KHz				 30 mV \pm 10 mV	
Demodulated AM level	MW	1053 KHz 1 mV 1 KHz, 30% AM				250 mV \leq  \leq 350 mV 	
VC FM	FM			87.5 MHz		 > 1.2 V	
		108 MHz			 < 5.5 V		
VC AM	LW			144 KHz		 > 1.2 V	
	MW			1629 KHz		 < 7.0 V	
FM Mute	FM	93 MHz 1mV				  0 dB (775 mV)	
		No signal				  < -10 dB	
0 Discriminator						 3.4 V \pm 400 mV	
Reference oscillator frequencies						 61.5 MHz \pm 3kHz	
						 6 MHz \pm 0.5%	

Alignment	SK					
	FM	88 MHz 20 μ V no AF signal		88 MHz	5201	 1.35 V \pm 50 mV
	FM	93 MHz <20 μ V no AF signal		93 MHz	5209 5210	Max DC voltage on pin 50 of IC 7300
	FM	93 MHz 20 μ V no AF signal		93 MHz	5208	Max DC voltage on pin 50 of IC 7300
	AM	1053 KHz 70 μ V 1 kHz 30%		1053 KHz	5301	Max DC voltage on pin 50 of IC 7300
Audio limiting	FM	98 MHz 1 mV $\Delta f = 22.5$ KHz $f_{mod} = 1$ KHz				  0 dB (775 mV)
		98 MHz 6 μ V $\Delta f = 22.5$ KHz $f_{mod} = 1$ KHz				3321



- 9204
- 9200
- 9201
- 9202
- 9203



TUNER IC91 PART 1
[TU01]

22DC213/00 22DC216/02
 22DC243/00 22DC246/02
 22DC343/00 22DC346/02
 22DC316/02

A	1021	B 2
	2000	E 5
	2001	D 3
	2002	C 2
	2016	D 2
	2104	G 6
	2121	G 7
	2200	H 11
	2281	J 7
	2282	I 7
B	2283	H 8
	2284	H 8
	2285	J 8
	2286	B 6
	2287	E 8
	2288	C 8
	2289	C 8
C	2210	B 8
	2211	A 9
	2212	A 9
	2213	A 10
	2215	J 11
	2217	J 11
	2218	C 8
	2219	C 8
D	2220	A 11
	2221	I 7
	2223	C 4
	2225	H 7
	2227	A 8
E	2230	A 6
	2231	B 6
	2249	H 8
	2270	E 8
	2271	F 8
	2272	G 8
	2273	G 7
	3110	F 6
F	3112	G 5
	3113	F 3
	3200	J 7
	3201	I 6
	3202	I 8
	3203	B 6
	3204	B 7
G	3205	C 6
	3206	C 5
	3210	C 3
	3211	A 6
	3213	A 9
H	3290	E 8
	3292	G 8
	5001	D 3
	5200	A 6
	5201	H 7
	5202	A 8
	5203	A 10
	5206	D 6
	5207	E 6
	5211	B 5
	5212	C 4
	6200	C 6
	6201	F 7
	6202	F 7
	7200	H 6
J	7201	C 7
	7202	B 8
	9200	J 3
	9201	K 3
	9202	K 3
K	9283	K 3
	9285	A 7
	9284	J 3
	9287	J 12

RTV servis Horvat

Kešinci, 31402 Semeljci

Tel : 031-856-637

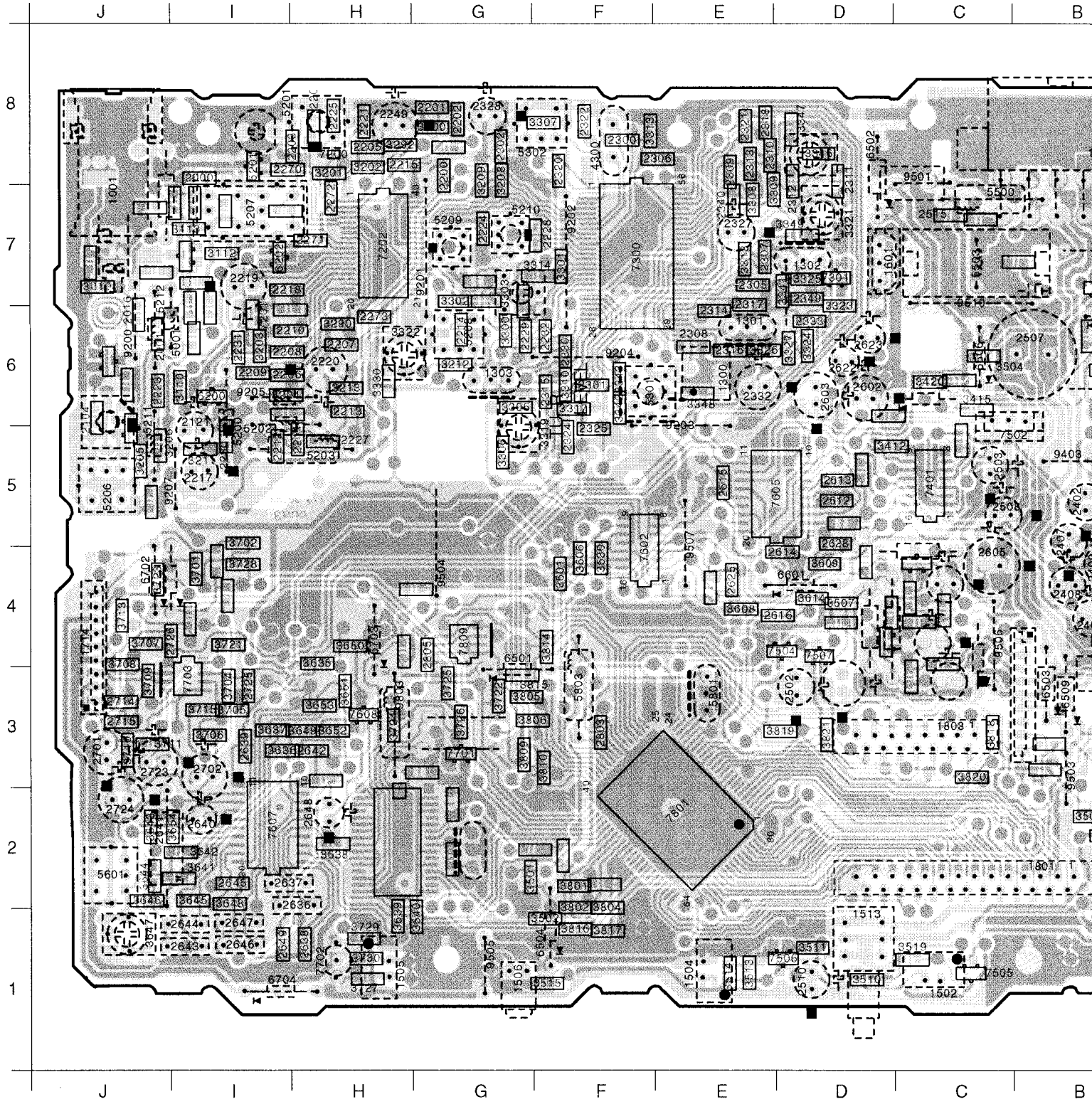
Tel / fax : 031-856-139

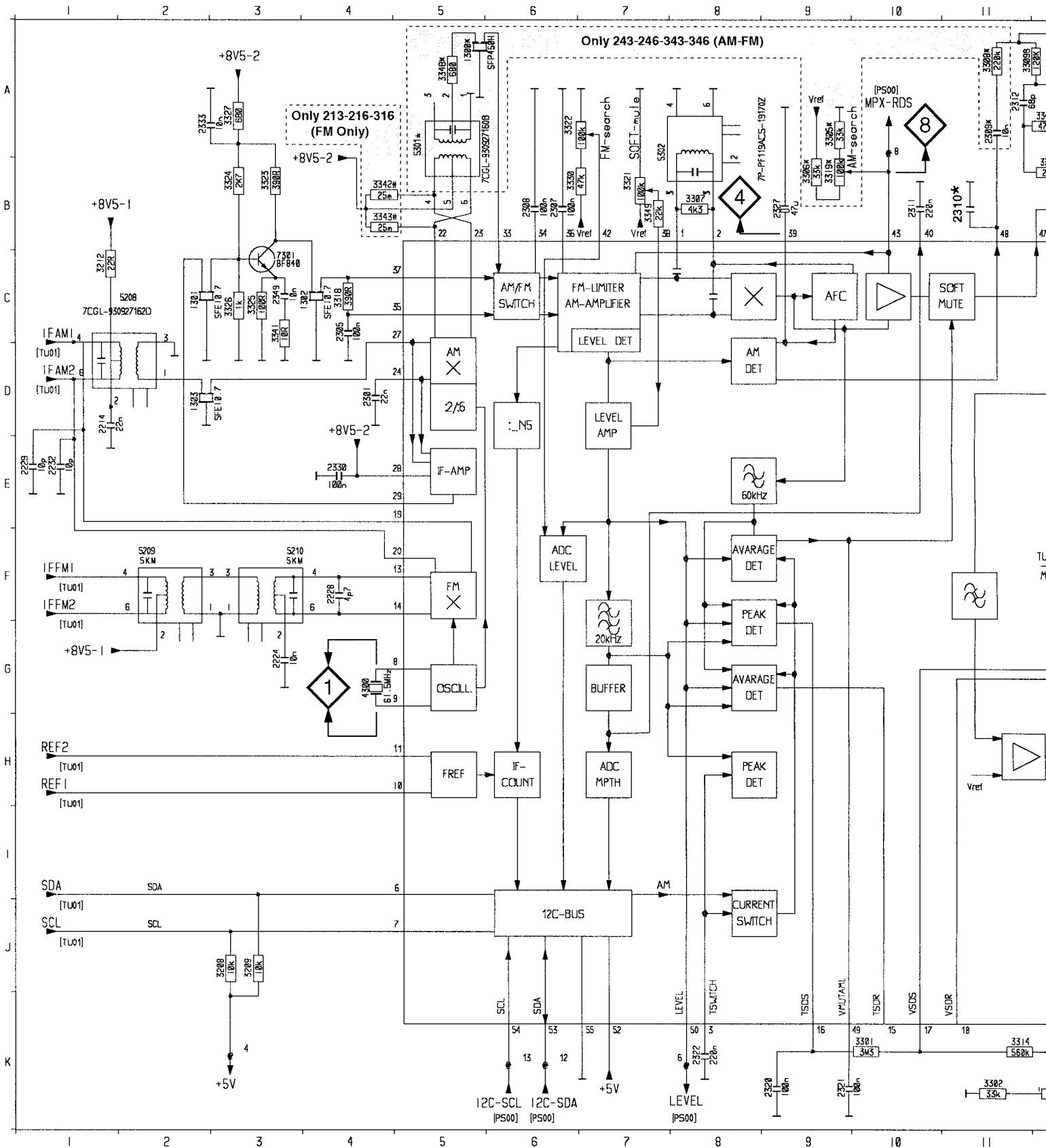
Mob : 098-788-319

rtv-servis-horvat@os.tel.hr

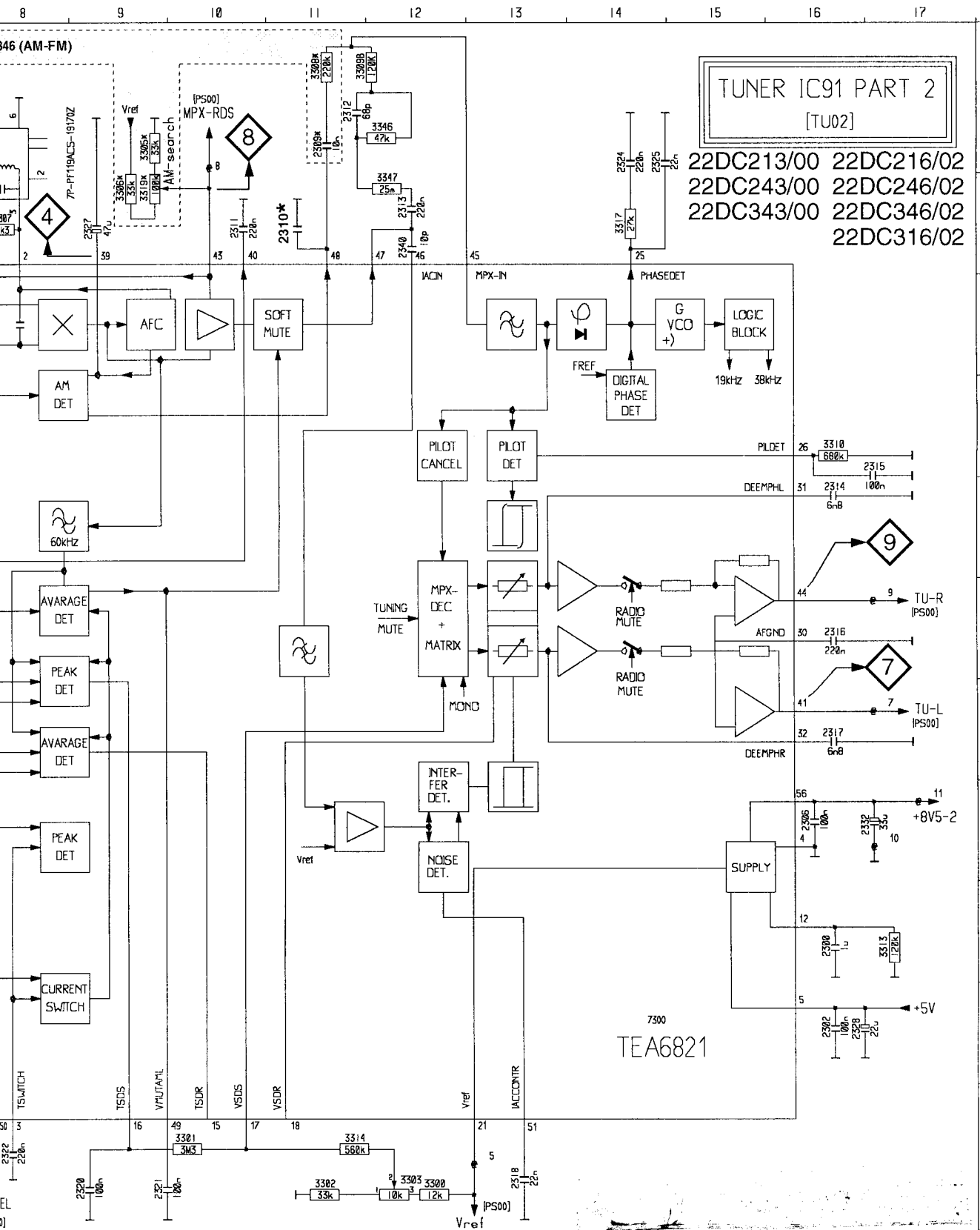
1001 J 8	1506 G 1	2220 H 6	2409 B 5	2510 D 1	2643 I 2	3319 G 6	5206 J 5	5503 C 7	6506 C 7	7502 C 6	9403 B 6	9803 H 3
1300 E 6	1512 B 2	2249 H 8	2411 A 4	2602 D 6	2644 I 2	3321 D 8	5207 I 8	5601 J 2	6507 A 2	7503 A 3	9404 B 6	
1301 E 7	1513 D 2	2327 E 8	2502 D 4	2603 D 6	2646 I 2	3322 H 7	5208 G 7	5801 E 4	6509 B 4	7702 H 2	9501 C 8	
1302 D 7	1601 D 7	2328 G 8	2503 C 6	2605 C 5	2647 I 2	3647 J 2	5209 G 7	5803 F 4	6512 B 2	9200 J 7	9503 B 3	
1303 G 6	1714 J 4	2332 E 6	2504 A 3	2622 D 6	2648 H 3	4300 F 8	5210 G 8	6401 B 7	6601 D 5	9201 G 7	9504 G 5	
1501 B 8	1801 B 2	2401 A 8	2505 A 3	2623 D 7	2701 J 3	5001 I 7	5211 J 6	6501 G 4	6702 J 5	9202 F 7	9505 G 1	
1502 C 1	1803 C 3	2402 B 5	2506 A 2	2636 H 2	2702 I 3	5200 I 6	5212 J 7	6502 D 8	6703 H 4	9203 E 6	9506 C 4	
1503 B 4	2121 I 6	2403 B 4	2507 B 7	2637 I 2	2723 J 3	5201 H 8	5301 F 6	6503 B 4	6704 I 1	9204 F 7	9507 E 5	
1504 E 1	2217 I 6	2407 B 5	2508 C 5	2640 I 3	2724 J 3	5202 I 6	5302 F 8	6504 F 2	7402 A 5	9205 I 6	9509 A 2	
1505 H 2	2219 I 7	2408 B 5	2509 A 3	2641 J 2	3303 G 7	5203 H 6	5500 C 8	6505 B 3	7501 A 3	9207 I 6	9510 C 7	

22D
22D
22D
22D
22D
22D
22D





2310 = 10nF (213 - 216 - 316)
 3,3nF (243 - 246 - 343 - 346)



TUNER IC91 PART 2
 [TU02]

22DC213/00 22DC216/02
 22DC243/00 22DC246/02
 22DC343/00 22DC346/02
 22DC316/02

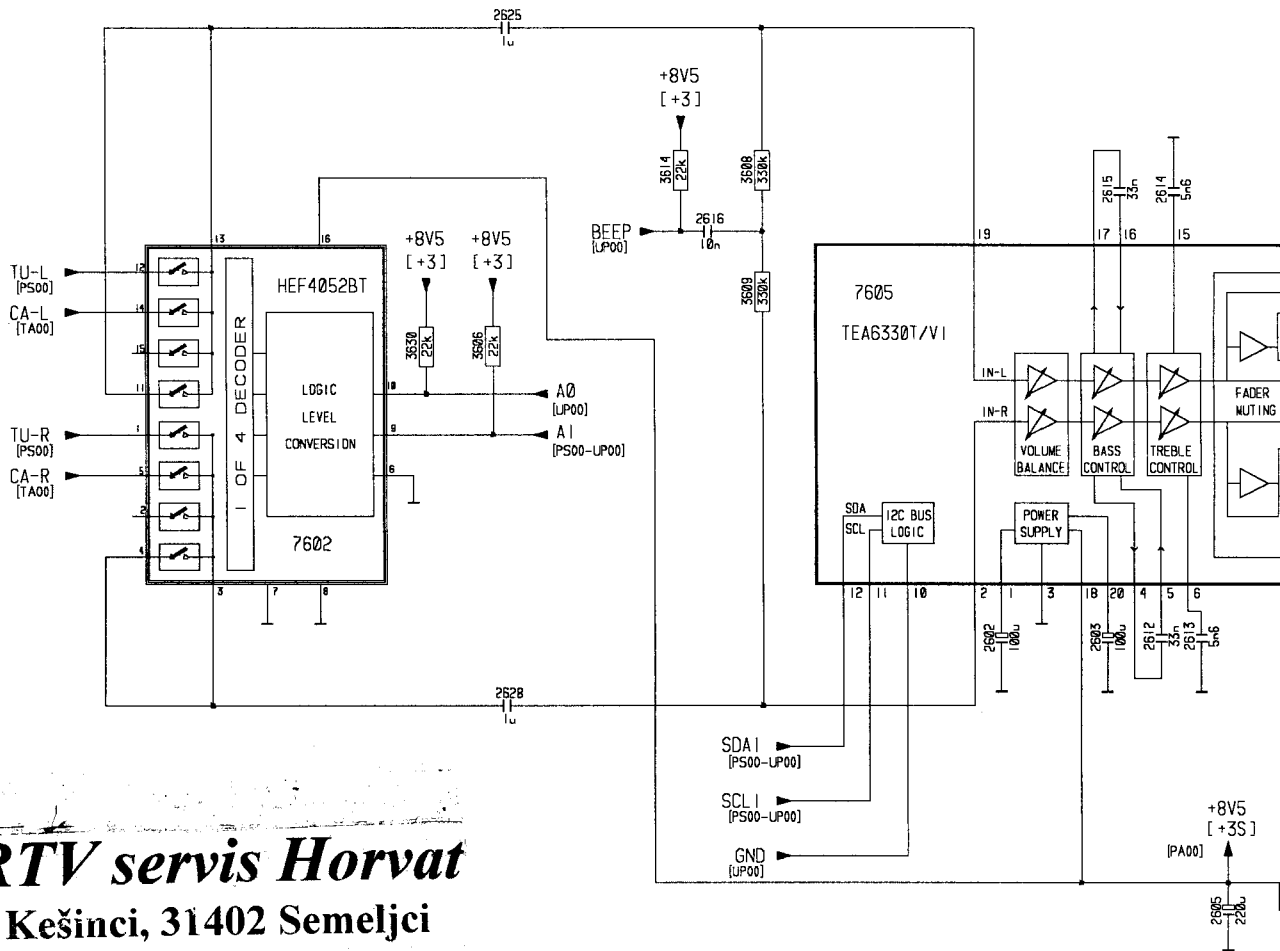
1300	A 5
1301	C 2
1302	C 4
1303	D 2
2214	D 1
2224	G 3
2228	F 4
2229	E 1
2230	E 1
2230	I 16
2301	D 4
2302	J 16
2305	C 4
2306	H 16
2307	B 6
2308	B 6
2309	A 11
2310	B 11
2311	B 10
2312	A 11
2313	B 12
2314	E 16
2315	D 17
2316	F 16
2317	G 16
2318	K 13
2320	K 9
2321	K 9
2322	K 8
2324	A 14
2325	A 15
2327	B 9
2328	J 17
2330	E 4
2332	H 17
2333	A 2
2340	B 12
2349	C 3
3208	J 3
3209	J 3
3212	C 1
3300	K 12
3301	K 10
3302	K 11
3303	K 12
3305	A 9
3306	B 9
3307	B 8
3308	A 11
3309	A 12
3310	D 16
3313	I 17
3314	K 11
3317	B 14
3318	C 4
3319	B 9
3321	B 7
3322	A 6
3323	B 3
3324	B 3
3325	C 3
3326	C 3
3327	A 3
3330	B 6
3341	C 3
3342	B 4
3343	B 4
3346	A 12
3347	A 12
3348	A 5
3349	B 7
4300	G 4
5208	C 2
5209	F 2
5210	F 4
5301	A 5
5302	B 7
7300	J 14
7301	C 3

RTV servis Horvat
 Kešinci, 31402 Semeljci
 Tel : 031-856-637
 Tel / fax : 031-856-139
 Mob : 098-788-319
rtv-servis-horvat@os.tel.hr

SO

22
22
22

IC HEF4052BT		
pin9 A1	pin10 A0	MODE
L	L	TU
L	H	CA
H	L	--
H	H	--



RTV servis Horvat

Kešinci, 31402 Semeljci

Tel : 031-856-637

Tel / fax : 031-856-139

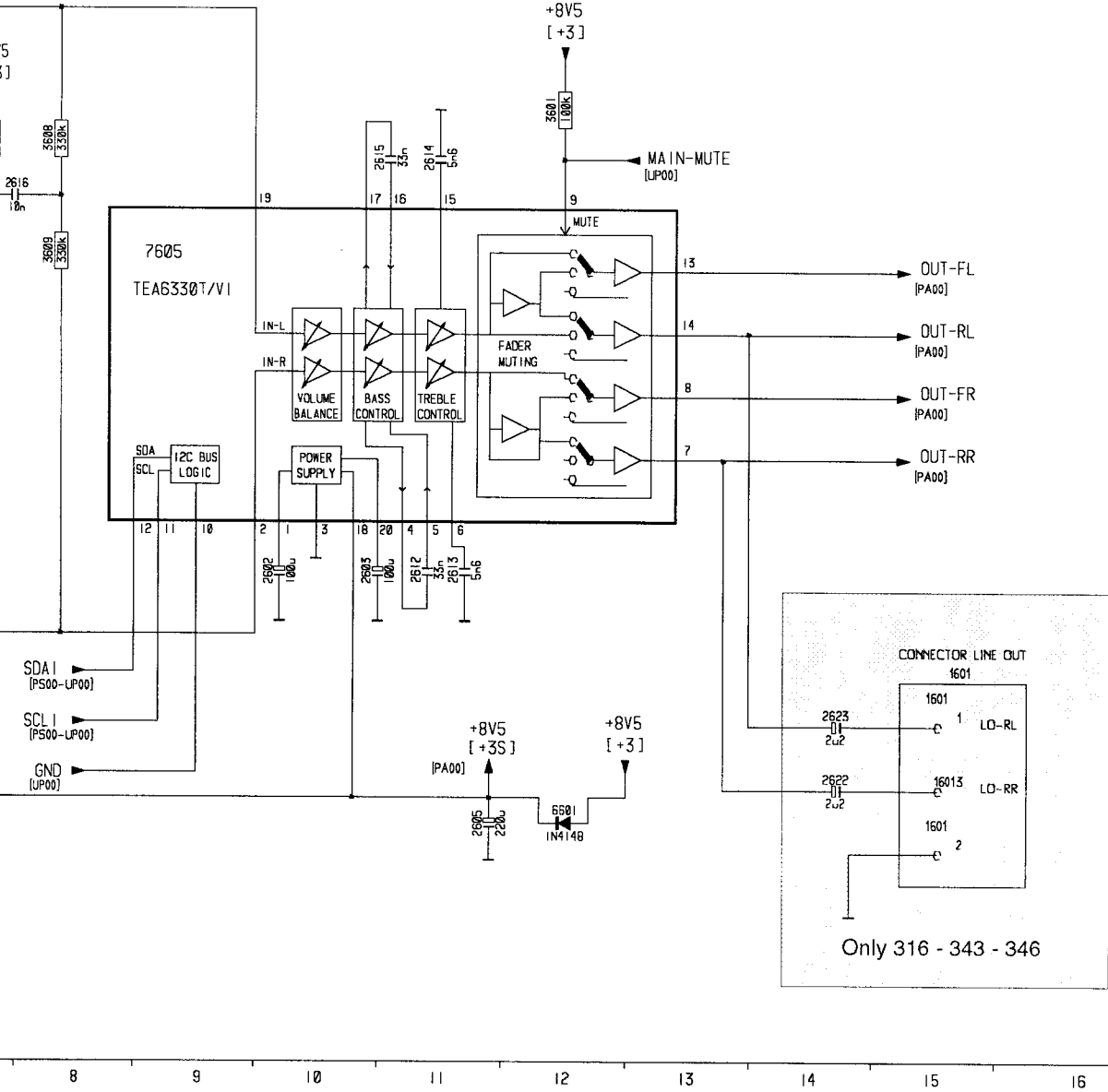
Mob : 098-788-319

rtv-servis-horvat@os.tel.hr

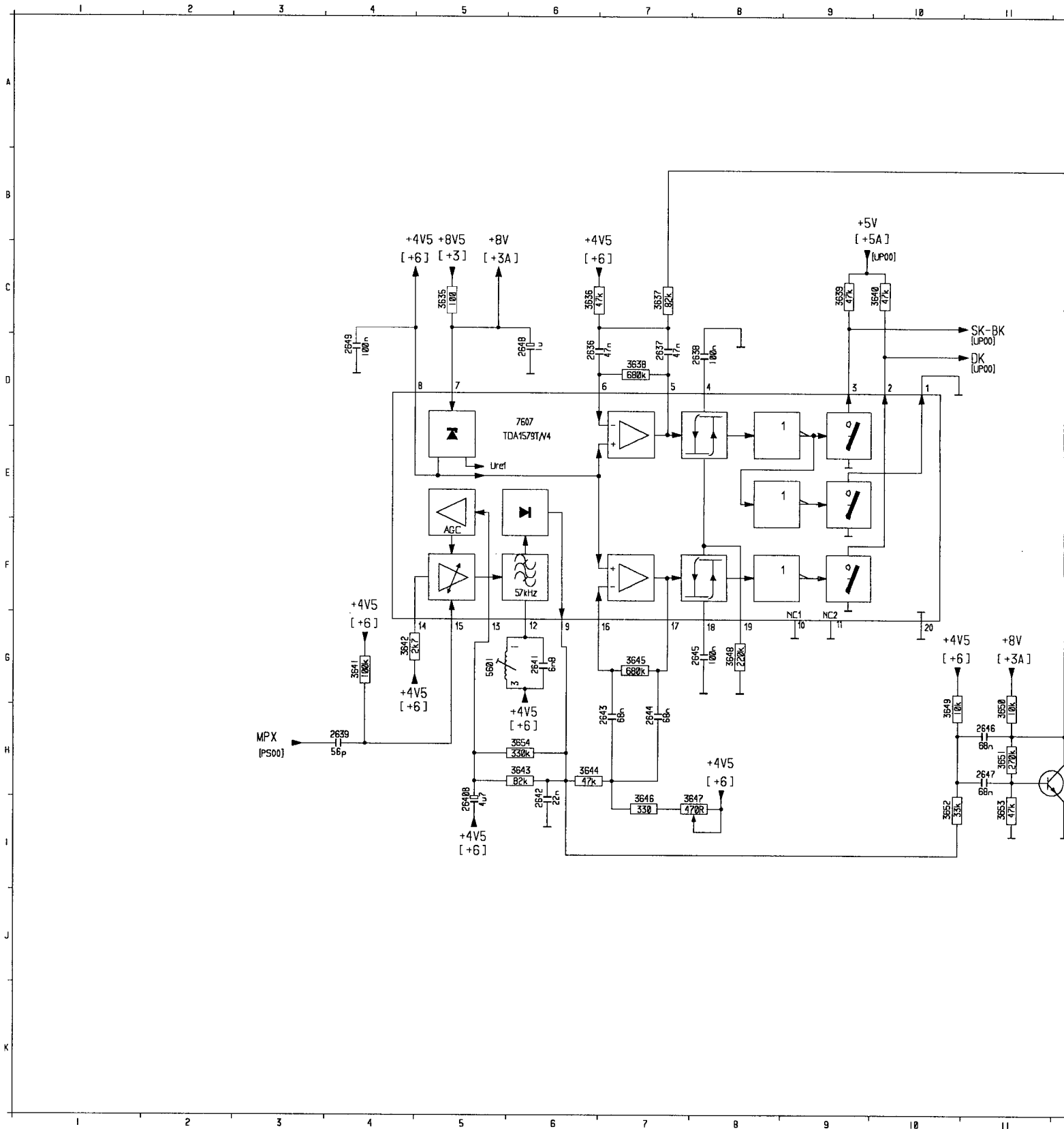
SOUND PROCESS PART1 [SP01]

- 22DC213/00 22DC216/02
- 22DC243/00 22DC246/02
- 22DC343/00 22DC346/02
- 22DC316/02

1601	I15
2602	H10
2603	H11
2605	J11
2612	H11
A	
2613	H11
2614	E11
2615	E11
2616	F 8
2622	J14
B	
2623	I14
2625	D 6
2628	I 6
3601	D12
3606	F 6
C	
3608	E 8
3609	F 8
3614	F 7
3630	F 5
6601	J12
D	
7602	G 5
7605	F 9

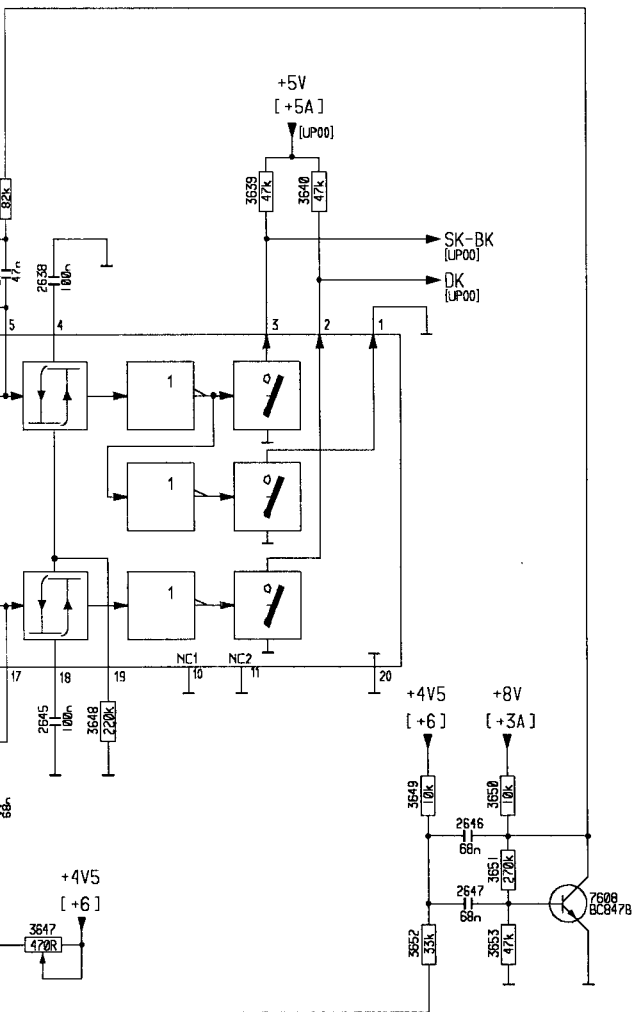


D
E
F
G
H
I
J
K



SOUND PROCESS PART2
[SP02]

22DC216/02 22DC246/02
22DC316/02 22DC346/02



2636 D 6
2637 D 7
2638 D 8
2639 H 4
2640 I 5

A
2641 G 6
2642 I 6
2643 H 7
2644 H 7
2645 G 8

2646 H I 1
2647 H I 1
2648 D 6
2649 D 4
2635 C 5

B
3636 C 6
3637 C 7
3638 D 7
3639 C 9
3640 C 10

C
3641 G 4
3642 G 4
3643 H 6
3644 H 6
3645 G 7

D
3646 I 7
3647 I 8
3648 G 8
3649 H 10
3650 H 11

E
3651 H 11
3652 I 10
3653 I 11
3654 H 6
5601 G 5

7607 D 5
7608 H 12

F

G

H

I

J

K

RTV servis Horvat

Kešinci, 31402 Semeljci

Tel : 031-856-637

Tel / fax : 031-856-139

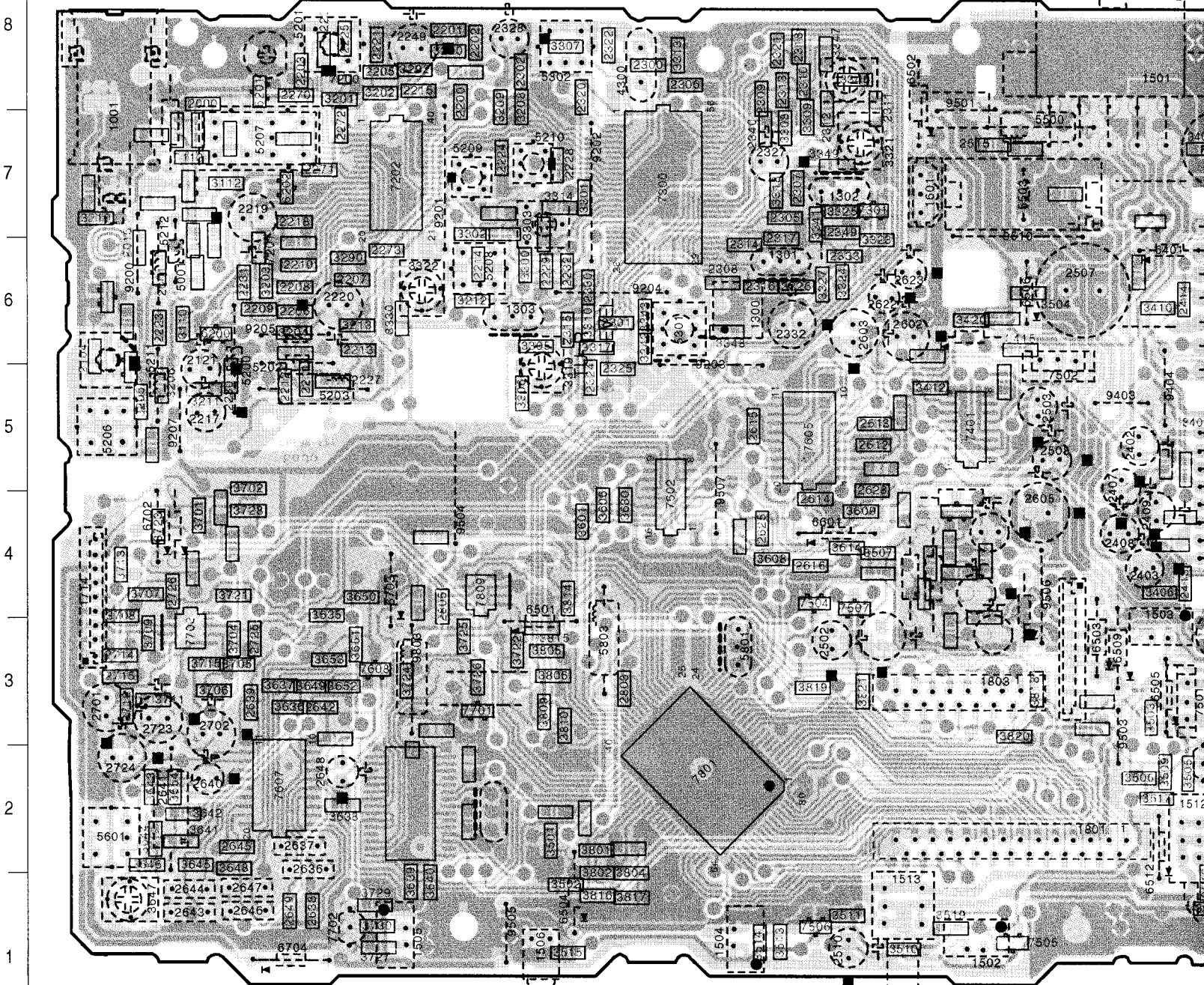
Mob : 098-788-319

rtv-servis-horvat@os.tel.hr

1001 J 8	1506 G 1	2220 H 6	2409 B 5	2510 D 1	2643 I 2	3319 G 6	5206 J 5	5503 C 7	6506 C 7	7502 C 6	9403 B 6	9803 H 3
1300 E 6	1512 B 2	2249 H 8	2411 A 4	2602 D 6	2644 I 2	3321 D 8	5207 I 8	5601 J 2	6507 A 2	7503 A 3	9404 B 6	
1301 E 7	1513 D 2	2327 E 8	2502 D 4	2603 D 6	2646 I 2	3322 H 7	5208 G 7	5801 E 4	6509 B 4	7702 H 2	9501 C 8	
1302 D 7	1601 D 7	2328 G 8	2503 C 6	2605 C 5	2647 I 2	3647 J 2	5209 G 7	5803 F 4	6512 B 2	9200 J 7	9503 B 3	
1303 G 6	1714 J 4	2332 E 6	2504 A 3	2622 D 6	2648 H 3	4300 F 8	5210 G 8	6401 B 7	6601 D 5	9201 G 7	9504 G 5	
1501 B 8	1801 B 2	2401 A 8	2505 A 3	2623 D 7	2701 J 3	5001 I 7	5211 J 6	6501 G 4	6702 J 5	9202 F 7	9505 G 1	
1502 C 1	1803 C 3	2402 B 5	2506 A 2	2636 H 2	2702 I 3	5200 I 6	5212 J 7	6502 D 8	6703 H 4	9203 E 6	9506 C 4	
1503 B 4	2121 I 6	2403 B 4	2507 B 7	2637 I 2	2723 J 3	5201 H 8	5301 F 6	6503 B 4	6704 I 1	9204 F 7	9507 E 5	
1504 E 1	2217 I 6	2407 B 5	2508 C 5	2640 I 3	2724 J 3	5202 I 6	5302 F 8	6504 F 2	7402 A 5	9205 I 6	9509 A 2	
1505 H 2	2219 I 7	2408 B 5	2509 A 3	2641 J 2	3303 G 7	5203 H 6	5500 C 8	6505 B 3	7501 A 3	9207 I 6	9510 C 7	

22DC2
22DC2
22DC2
22DC2
22DC3
22DC3
22DC3
22DC3

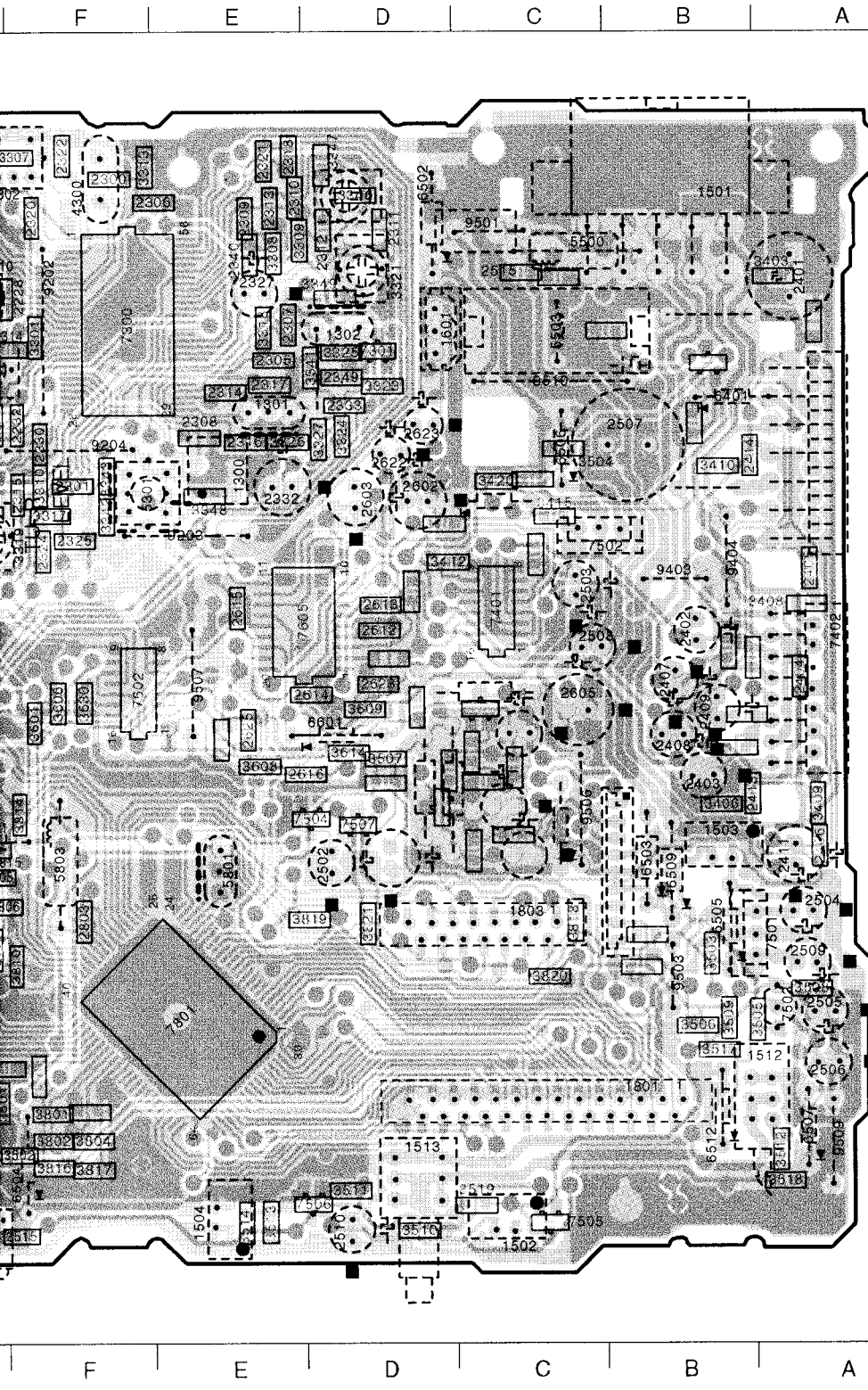
J I H G F E D C B



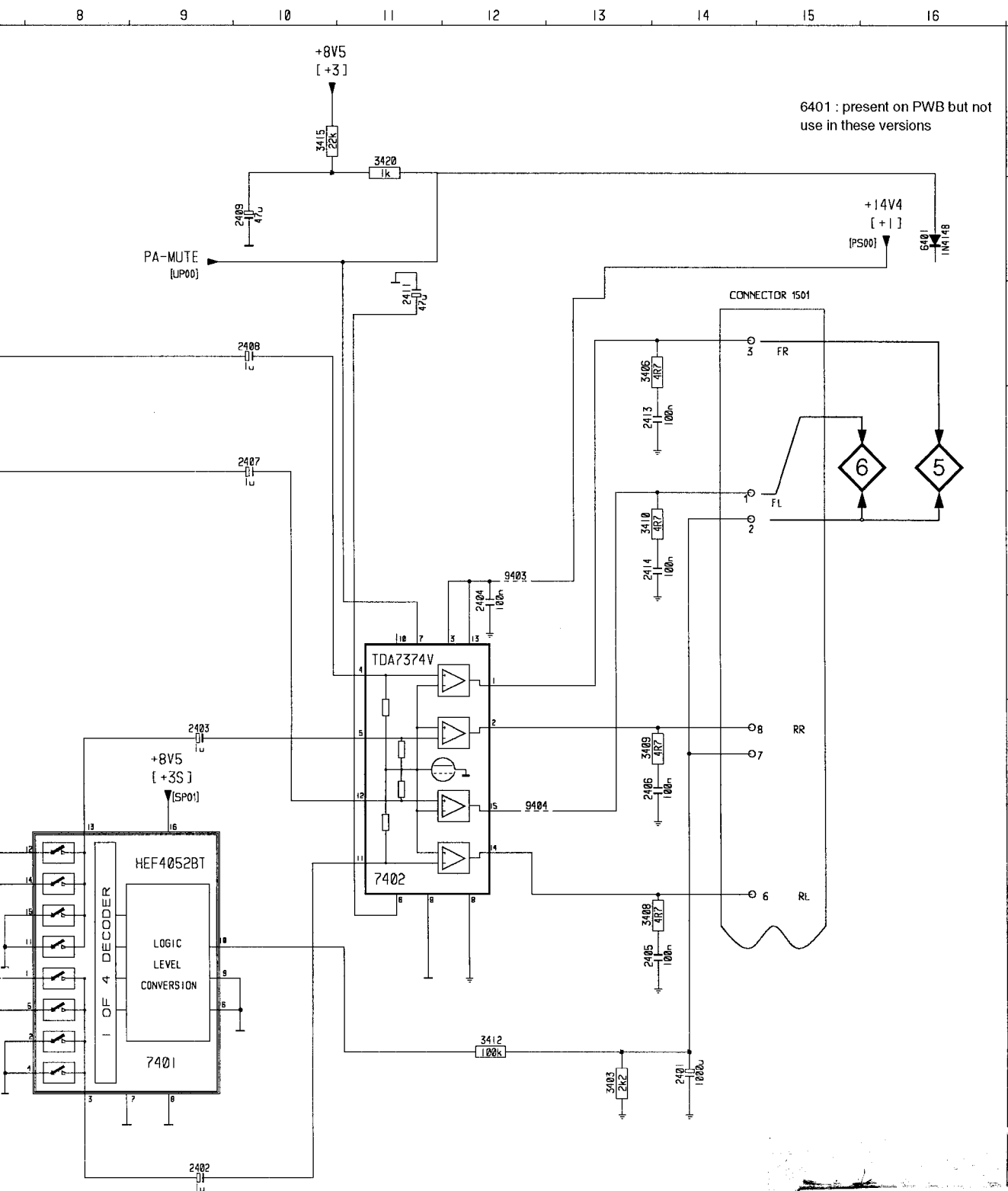
J I H G F E D C B

9 G 6 5206 J 5 5503 C 7 6506 C 7 7502 C 6 9403 B 6 9803 H 3
 1 D 8 5207 I 8 5601 J 2 6507 A 2 7503 A 3 9404 B 6
 2 H 7 5208 G 7 5801 E 4 6509 B 4 7702 H 2 9501 C 8
 7 J 2 5209 G 7 5803 F 4 6512 B 2 9200 J 7 9503 B 3
 0 F 8 5210 G 8 6401 B 7 6601 D 5 9201 G 7 9504 G 5
 1 I 7 5211 J 6 6501 G 4 6702 J 5 9202 F 7 9505 G 1
 0 I 6 5212 J 7 6502 D 8 6703 H 4 9203 E 6 9506 C 4
 1 H 8 5301 F 6 6503 B 4 6704 I 1 9204 F 7 9507 E 5
 2 I 6 5302 F 8 6504 F 2 7402 A 5 9205 I 6 9509 A 2
 3 H 6 5500 C 8 6505 B 3 7501 A 3 9207 I 6 9510 C 7

22DC213/00
 22DC216/02
 22DC243/00
 22DC246/02
 22DC316/02
 22DC343/00
 22DC346/02

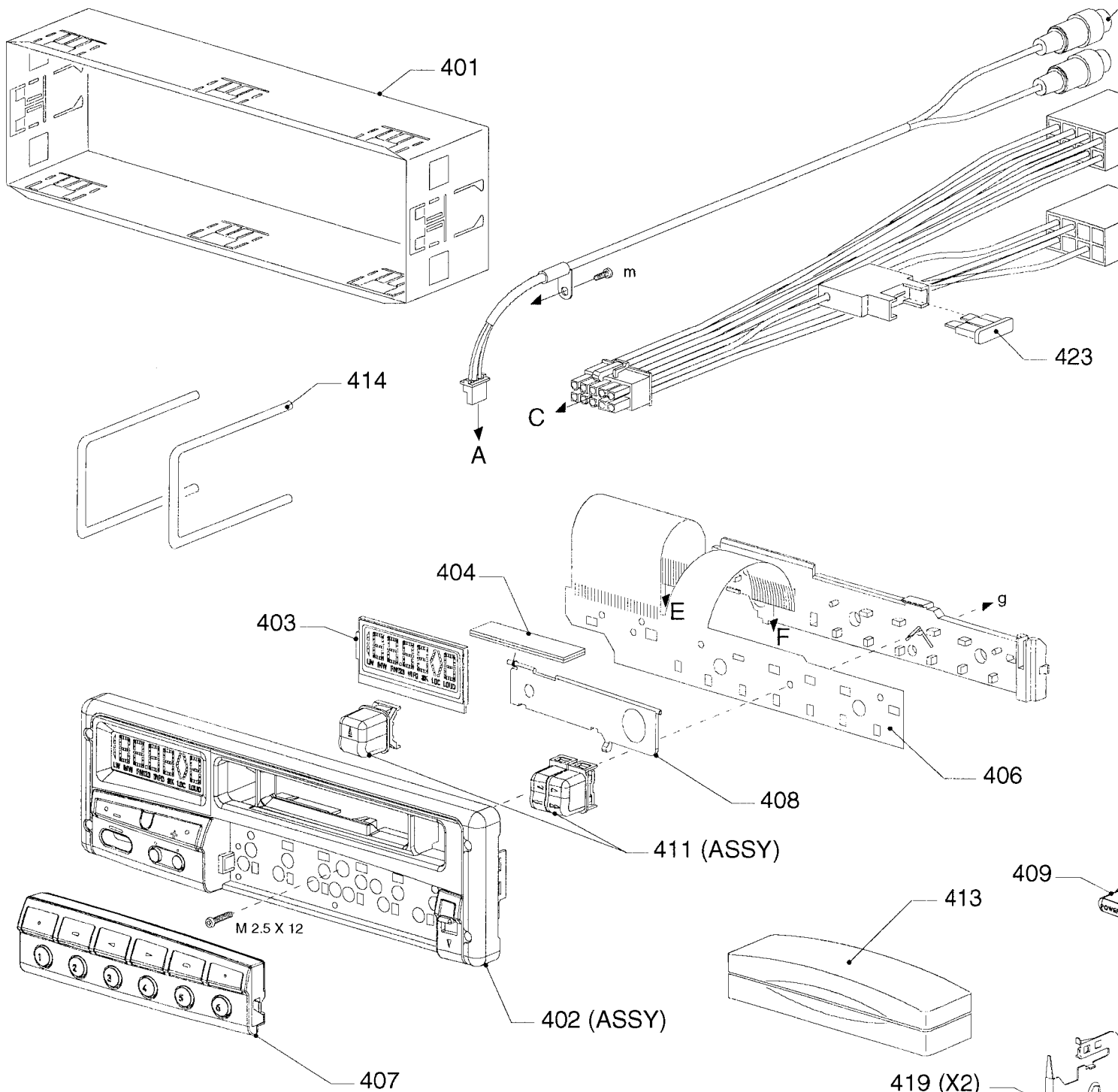


	6501	6502	6503	6504	6505	6506	6507	6508	6509	6510	6511	6512	6513	6514	6515	6516	6517	6518	6519	6520	6521	6522	6523	6524	6525	6526	6527	6528	6529	6530	6531	6532	6533	6534	6535	6536	6537	6538	6539	6540	6541	6542	6543	6544	6545	6546	6547	6548	6549	6550	6551	6552	6553	6554	6555	6556	6557	6558	6559	6560	6561	6562	6563	6564	6565	6566	6567	6568	6569	6570	6571	6572	6573	6574	6575	6576	6577	6578	6579	6580	6581	6582	6583	6584	6585	6586	6587	6588	6589	6590	6591	6592	6593	6594	6595	6596	6597	6598	6599	6600	6601	6602	6603	6604	6605	6606	6607	6608	6609	6610	6611	6612	6613	6614	6615	6616	6617	6618	6619	6620	6621	6622	6623	6624	6625	6626	6627	6628	6629	6630	6631	6632	6633	6634	6635	6636	6637	6638	6639	6640	6641	6642	6643	6644	6645	6646	6647	6648	6649	6650	6651	6652	6653	6654	6655	6656	6657	6658	6659	6660	6661	6662	6663	6664	6665	6666	6667	6668	6669	6670	6671	6672	6673	6674	6675	6676	6677	6678	6679	6680	6681	6682	6683	6684	6685	6686	6687	6688	6689	6690	6691	6692	6693	6694	6695	6696	6697	6698	6699	6700	6701	6702	6703	6704	6705	6706	6707	6708	6709	6710	6711	6712	6713	6714	6715	6716	6717	6718	6719	6720	6721	6722	6723	6724	6725	6726	6727	6728	6729	6730	6731	6732	6733	6734	6735	6736	6737	6738	6739	6740	6741	6742	6743	6744	6745	6746	6747	6748	6749	6750	6751	6752	6753	6754	6755	6756	6757	6758	6759	6760	6761	6762	6763	6764	6765	6766	6767	6768	6769	6770	6771	6772	6773	6774	6775	6776	6777	6778	6779	6780	6781	6782	6783	6784	6785	6786	6787	6788	6789	6790	6791	6792	6793	6794	6795	6796	6797	6798	6799	6800	6801	6802	6803	6804	6805	6806	6807	6808	6809	6810	6811	6812	6813	6814	6815	6816	6817	6818	6819	6820	6821	6822	6823	6824	6825	6826	6827	6828	6829	6830	6831	6832	6833	6834	6835	6836	6837	6838	6839	6840	6841	6842	6843	6844	6845	6846	6847	6848	6849	6850	6851	6852	6853	6854	6855	6856	6857	6858	6859	6860	6861	6862	6863	6864	6865	6866	6867	6868	6869	6870	6871	6872	6873	6874	6875	6876	6877	6878	6879	6880	6881	6882	6883	6884	6885	6886	6887	6888	6889	6890	6891	6892	6893	6894	6895	6896	6897	6898	6899	6900	6901	6902	6903	6904	6905	6906	6907	6908	6909	6910	6911	6912	6913	6914	6915	6916	6917	6918	6919	6920	6921	6922	6923	6924	6925	6926	6927	6928	6929	6930	6931	6932	6933	6934	6935	6936	6937	6938	6939	6940	6941	6942	6943	6944	6945	6946	6947	6948	6949	6950	6951	6952	6953	6954	6955	6956	6957	6958	6959	6960	6961	6962	6963	6964	6965	6966	6967	6968	6969	6970	6971	6972	6973	6974	6975	6976	6977	6978	6979	6980	6981	6982	6983	6984	6985	6986	6987	6988	6989	6990	6991	6992	6993	6994	6995	6996	6997	6998	6999	7000
--	------	------	------	------	------	------	------	------	------	------	------	------	------	------	------	------	------	------	------	------	------	------	------	------	------	------	------	------	------	------	------	------	------	------	------	------	------	------	------	------	------	------	------	------	------	------	------	------	------	------	------	------	------	------	------	------	------	------	------	------	------	------	------	------	------	------	------	------	------	------	------	------	------	------	------	------	------	------	------	------	------	------	------	------	------	------	------	------	------	------	------	------	------	------	------	------	------	------	------	------	------	------	------	------	------	------	------	------	------	------	------	------	------	------	------	------	------	------	------	------	------	------	------	------	------	------	------	------	------	------	------	------	------	------	------	------	------	------	------	------	------	------	------	------	------	------	------	------	------	------	------	------	------	------	------	------	------	------	------	------	------	------	------	------	------	------	------	------	------	------	------	------	------	------	------	------	------	------	------	------	------	------	------	------	------	------	------	------	------	------	------	------	------	------	------	------	------	------	------	------	------	------	------	------	------	------	------	------	------	------	------	------	------	------	------	------	------	------	------	------	------	------	------	------	------	------	------	------	------	------	------	------	------	------	------	------	------	------	------	------	------	------	------	------	------	------	------	------	------	------	------	------	------	------	------	------	------	------	------	------	------	------	------	------	------	------	------	------	------	------	------	------	------	------	------	------	------	------	------	------	------	------	------	------	------	------	------	------	------	------	------	------	------	------	------	------	------	------	------	------	------	------	------	------	------	------	------	------	------	------	------	------	------	------	------	------	------	------	------	------	------	------	------	------	------	------	------	------	------	------	------	------	------	------	------	------	------	------	------	------	------	------	------	------	------	------	------	------	------	------	------	------	------	------	------	------	------	------	------	------	------	------	------	------	------	------	------	------	------	------	------	------	------	------	------	------	------	------	------	------	------	------	------	------	------	------	------	------	------	------	------	------	------	------	------	------	------	------	------	------	------	------	------	------	------	------	------	------	------	------	------	------	------	------	------	------	------	------	------	------	------	------	------	------	------	------	------	------	------	------	------	------	------	------	------	------	------	------	------	------	------	------	------	------	------	------	------	------	------	------	------	------	------	------	------	------	------	------	------	------	------	------	------	------	------	------	------	------	------	------	------	------	------	------	------	------	------	------	------	------	------	------	------	------	------	------	------	------	------	------	------	------	------	------	------	------	------	------	------	------



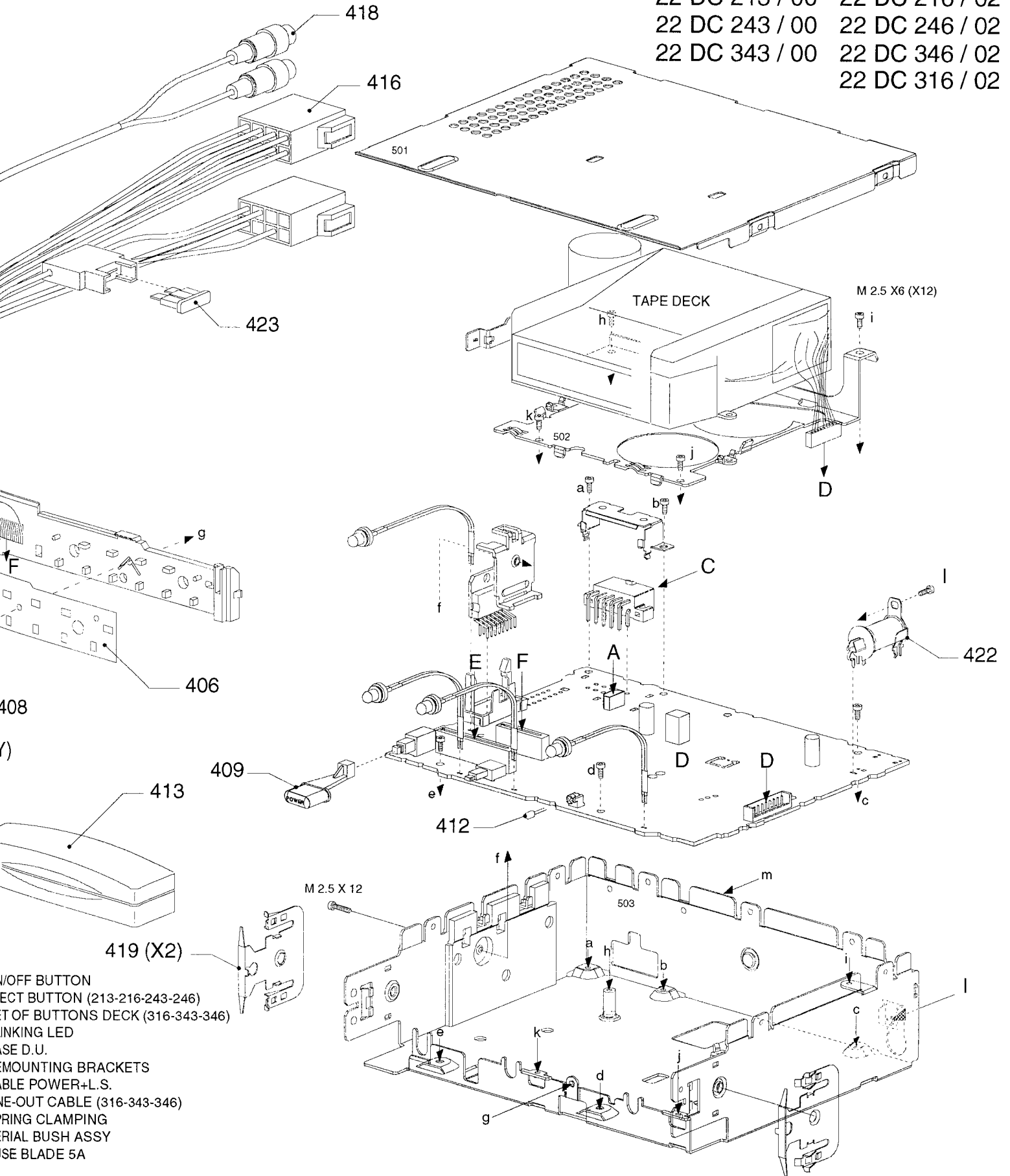
1501	G14
2401	J14
2402	K 9
2403	G 9
2404	F12
A	
2405	I13
2406	G13
2407	D10
2408	C10
2409	B10
B	
2411	C11
2413	D13
2414	E13
3403	J13
3406	C13
C	
3408	I13
3409	G13
3410	E13
3412	J12
3415	A10
D	
3420	A11
6401	B16
7401	J 9
7402	H11
9403	E12
9404	H12
E	
F	
G	
H	
I	
J	

RTV servis Horvat
 Kešinci, 31402 Semeljci
 Tel : 031-856-637
 Tel / fax : 031-856-139
 Mob : 098-788-319
rtv-servis-horvat@os.tel.hr



401	4822 443 30463	SLEEVE	409	4822 410 63582	ON/OFF BUTTON
402	4822 459 50902	FRONT PLATE ASSY (213-216-243-246)	411	4822 410 63082	EJECT BUTTON (213-216-243-246)
	4822 459 50898	FRONT PLATE ASSY (316-343-346)	412	4822 410 63058	SET OF BUTTONS DECK (316-343-346)
403	4822 130	L.C.D	413	4822 130 83612	BLINKING LED
404	4822 265	ZEBRA CONNECTOR	414	4822 600 70757	CASE D.U.
406	4822 321 62348	FLEX-FOIL	416	4822 404 20437	DEMOUNTING BRACKETS
407	4822 459	DET-UNIT (213-243-343)	418	4822 321 62354	CABLE POWER+L.S.
	4822 459	DET-UNIT (216-246-316-346)	419	4822 321 62351	LINE-OUT CABLE (316-343-346)
408	4822 443 64379	FLAP CASSETTE (213)	422	4822 492 71046	SPRING CLAMPING
	4822 443 64381	FLAP CASSETTE (216)	423	4822 267 30883	AERIAL BUSH ASSY
	4822 443 64382	FLAP CASSETTE (243)		4822 071 25002	FUSE BLADE 5A
	4822 443 64372	FLAP CASSETTE (246)			
	4822 443 64362	FLAP CASSETTE (316)			
	4822 443 64367	FLAP CASSETTE (343)			
	4822 443 64368	FLAP CASSETTE (346)			
				TAPE DECK : TN-301NX-265	(213-216-243-246)
				CDS36-PR	(316-343-346)


22 DC 213 / 00	22 DC 216 / 02
22 DC 243 / 00	22 DC 246 / 02
22 DC 343 / 00	22 DC 346 / 02
	22 DC 316 / 02



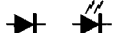





/OFF BUTTON
 ECT BUTTON (213-216-243-246)
 T OF BUTTONS DECK (316-343-346)
 INKING LED
 SE D.U.
 MOUNTING BRACKETS
 BLE POWER+L.S.
 E-OUT CABLE (316-343-346)
 RING CLAMPING
 ERIAL BUSH ASSY
 SE BLADE 5A

(3-216-243-246)
 (6-343-346)

Miscellaneous					
1300	4822 242 81503	SFP450H	2306	4822 122 33496	100NF10%X7R 63V
1301	4822 242 73779	SFE10,7MS3-K18-A	2307	4822 122 33496	100NF10%X7R 63V
1302	4822 242 73779	SFE10,7MS3-K18-A	2308	4822 122 33496	100NF10%X7R 63V
1303	4822 242 73779	SFE10,7MS3-K18-A	2309	5322 122 34098	10NF10%X7R 63V
1501	4822 265 41379	CONNECTOR 10P	2310	5322 122 33446	3,3NF10%X7R 63V
1502	4822 134 41174	50MA 14V T1.25	2310	5322 122 34098	10NF 10% X7R 63V
1503	4822 134 41173	50MA 14V T1.25	2311	4822 126 13057	220NF10% X7R 25V
1504	4822 134 41175	80MA 14V T1.25	2312	4822 122 33514	68PF 5%NPO 50V
1505	4822 134 41175	80MA 14V T1.25	2313	4822 126 13057	220NF10% X7R 25V
1512	4822 276 13483	SWITCH	2314	5322 122 31866	6,8NF10%X7R 63V
1513	4822 276 13484	SWITCH	2315	4822 122 33496	100NF10%X7R 63V
1601	4822 267 40678	CONNECTOR 3P M2.5	2316	4822 126 13057	220NF10% X7R 25V
1714	4822 265 41385	CONNECTOR 9P	2317	5322 122 31866	6,8NF10%X7R 63V
1801	4822 267 60378	CONNECTOR 27P	2318	5322 122 32654	22NF10%X7R 63V
1803	4822 267 50915	CONNECTOR 15P	2320	4822 122 33496	100NF10%X7R 63V
II			2321	4822 122 33496	100NF10%X7R 63V
2000	5322 122 31946	27PF 5%NPO 63V	2322	4822 126 13057	220NF10% X7R 25V
2001	5322 122 32658	22PF 5% 50V	2324	4822 126 13057	220NF10% X7R 25V
2016	5322 122 33244	8,2PF 5%NPO 50V	2325	5322 122 32654	22NF10%X7R 63V
2104	5322 122 34123	1NF10%X7R 50V	2327	4822 124 23256	47UF 20% 16V
2121	4822 124 41017	10UF 20% 16V	2328	5322 124 41431	22UF20% 35V
2200	4822 122 33496	100NF10%X7R 63V	2330	4822 122 33496	100NF10%X7R 63V
2201	5322 122 34098	10NF10%X7R 63V	2332	4822 124 80837	33UF20% 16V
2202	4822 122 33496	100NF10%X7R 63V	2333	5322 122 34098	10NF10%X7R 63V
2203	5322 122 33063	2,2PF 5%NPO 50V	2340	5322 122 32448	10PF 5% NPO
2204	5322 126 10343	1,8PF 5%NPO 63V	2349	5322 122 34098	10NF10%X7R 63V
2205	5322 122 33446	3,3NF10%X7R 63V	2401	4822 124 40201	1000UF20% 16V
2206	5322 122 33244	8,2PF 5%NPO 50V	2402	4822 124 23282	1UF20% 50V
2207	4822 126 11692	1UF 20%	2403	4822 124 23282	1UF20% 50V
2208	5322 122 32531	100PF 5%NPO 50V	2404	4822 122 33496	100NF10%X7R 63V
2209	5322 122 31946	27PF 5%NPO 63V	2405	4822 122 33496	100NF10%X7R 63V
2210	4822 122 33496	100NF10%X7R 63V	2406	4822 122 33496	100NF10%X7R 63V
2211	4822 122 33216	270PF 5%NPO 50V	2407	4822 124 23282	1UF20% 50V
2212	5322 122 33446	3,3NF10%X7R 63V	2408	4822 124 23282	1UF20% 50V
2213	4822 122 33496	100NF10%X7R 63V	2409	4822 124 23256	47UF 20% 16V
2214	5322 122 32654	22NF10%X7R 63V	2411	4822 124 23256	47UF 20% 16V
2215	4822 122 33496	100NF10%X7R 63V	2413	4822 122 33496	100NF10%X7R 63V
2217	4822 124 23279	22UF20% 16V	2414	4822 122 33496	100NF10%X7R 63V
2218	4822 126 11692	1UF 20%	2502	4822 124 23504	2,2UF20% 50V
2219	4822 124 80837	33UF20% 16V	2503	5322 124 41431	22UF20% 35V
2220	4822 124 23281	33UF20% 16V	2504	5322 124 41431	22UF20% 35V
2221	5322 122 32452	47PF 5%NPO 63V	2505	5322 124 41431	22UF20% 35V
2223	5322 122 34098	10NF10%X7R 63V	2506	4822 124 40248	10UF20% 63V
2224	5322 122 34098	10NF10%X7R 63V	2507	4822 124 80629	2200UF 20% 16V
2225	5322 122 32269	6,8PF 5% 50V	2508	5322 124 41431	22UF20% 35V
2227	4822 126 10326	180PF 5%NPO 63V	2509	4822 124 40248	10UF20% 63V
2228	5322 122 32287	4,7PF 5%NPO 50V	2510	5322 124 41431	22UF20% 35V
2229	5322 122 32448	10PF 5% 50V	2515	5322 122 32531	100PF 5%NPO 50V
2230	4822 126 11692	1UF 20%	2602	4822 124 80453	100UF20% 10V
2231	5322 122 32448	10PF 5% 50V	2603	4822 124 80453	100UF20% 10V
2232	5322 122 32448	10PF 5% 50V	2605	4822 124 80836	220UF20% 10V
2249	4822 124 41584	100UF 20% 10V	2612	4822 122 33342	33NF 10% X7R 63V
2270	5322 122 34123	1NF10%X7R 50V	2613	4822 122 32646	5,6NF10%X7R 50V
2271	5322 122 34123	1NF10%X7R 50V	2614	4822 122 32646	5,6NF10%X7R 50V
2272	5322 122 32269	6P8 5% NPO 0805	2615	4822 122 33342	33NF10%X7R 63V
2273	4822 126 11692	1UF 20%	2616	5322 122 34098	10NF10%X7R 63V
2300	4822 126 11692	1UF 20%	2622	4822 124 23504	2U2 20% 50V
2301	5322 122 32654	22NF10%X7R 63V	2623	4822 124 23504	2U2 20% 50V
2302	4822 122 33496	100NF10%X7R 63V	2625	4822 126 11692	1UF 20%
2305	4822 122 33496	100NF10%X7R 63V	2628	4822 126 11692	1UF 20%

2636	4822 121 43526	47N 5% 100V	3324	4822 051 20272	2K70 5% 0,1W
2637	4822 121 43526	47N 5% 100V	3325	4822 051 20101	100R00 5% 0,1W
2638	4822 122 33496	100NF 10% 63V	3326	4822 051 20102	1K00 5% 0,1W
2639	5322 126 12506	56P 5% NPO 63V	3327	4822 051 20681	680R00 5% 0,1W
2640	4822 124 80765	4MU7 20% 35V	3330	4822 051 20473	47K 5% 0.1W
2641	4822 121 43101	6N8 5% 63V	3341	4822 051 20109	10R00 5% 0,1W
2642	5322 122 32654	22N 10% X7R 63V	3342	4822 051 20008	0R00 JUMP. (0805)
2643	5322 121 42465	68N 5% 63V	3343	4822 051 20008	0R00 JUMP. (0805)
2644	5322 121 42465	68N 5% 63V	3346	4822 051 20473	47K00 5% 0,1W
2645	4822 122 33496	100N 10% 63V	3347	4822 051 20008	0R00 JUMP. (0805)
2646	5322 121 42465	68N 5% 63V	3348	4822 051 20681	680R00 5% 0,1W
2647	5322 121 42465	68N 5% 63V	3349	4822 051 20223	22K00 5% 0,1W
2648	4822 124 23282	1MU 10% 50V	3403	4822 051 20222	2K20 5% 0,1W
2649	4822 122 33496	100N 10% 63V	3406	4822 051 20478	4R70 5% 0,1W
2701	4822 124 80453	100UF20% 10V	3408	4822 051 20478	4R70 5% 0,1W
2702	4822 124 80453	100UF20% 10V	3409	4822 051 20478	4R70 5% 0,1W
2714	5322 122 34123	1NF10%X7R 50V	3410	4822 051 20478	4R70 5% 0,1W
2715	5322 122 34123	1NF10%X7R 50V	3412	4822 051 20104	100K 5% 0,1W
2723	4822 124 80453	100UF20% 10V	3415	4822 051 20223	22K00 5% 0,1W
2724	4822 124 80453	100UF20% 10V	3420	4822 051 20102	1K00 5% 0,1W
2725	5322 122 34098	10NF10%X7R 63V	3501	4822 051 20104	100K00 5% 0,1W
2726	5322 122 34098	10NF10%X7R 63V	3502	4822 051 20103	10K00 5% 0,1W
2803	5322 122 32654	22NF10%X7R 63V	3503	4822 051 20222	2K20 5% 0,1W
2805	5322 122 32654	22NF10%X7R 63V	3504	4822 051 20681	680R00 5% 0,1W
			3505	4822 051 20222	2K20 5% 0,1W
			3506	4822 051 20104	100K00 5% 0,1W
3110	4822 051 20229	22R00 5% 0,1W	3507	4822 051 20103	10K00 5% 0,1W
3112	4822 051 20008	0R00 JUMP. (0805)	3508	4822 051 20103	10K00 5% 0,1W
3113	4822 051 20008	0R00 JUMP. (0805)	3509	4822 051 20473	47K00 5% 0,1W
3200	4822 051 20392	3K90 5% 0,1W	3510	4822 051 20273	27K00 5% 0,1W
3201	4822 051 20222	2K20 5% 0,1W	3511	4822 051 20123	12K00 5% 0,1W
3202	4822 051 20103	10K00 5% 0,1W	3512	4822 051 20223	22K00 5% 0,1W
3203	4822 051 20221	220R00 5% 0,1W	3513	4822 051 20123	12K00 5% 0,1W
3204	4822 051 20471	470R00 5% 0,1W	3514	4822 051 20222	2K20 5% 0,1W
3205	4822 051 20471	470R00 5% 0,1W	3515	4822 051 20222	2K20 5% 0,1W
3206	4822 051 20101	100R00 5% 0,1W	3517	4822 051 20272	2K70 5% 0,1W
3208	4822 051 20103	10K00 5% 0,1W	3518	4822 051 20334	330K00 5% 0,1W
3209	4822 051 20103	10K00 5% 0,1W	3519	4822 051 20473	47K00 5% 0,1W
3210	4822 051 20225	2M20 5% 0,1W	3601	4822 051 20104	100K00 5% 0,1W
3211	4822 051 20479	47R00 5% 0,1W	3606	4822 051 20223	22K00 5% 0,1W
3212	4822 051 20229	22R00 5% 0,1W	3608	4822 051 20334	330K00 5% 0,1W
3213	4822 051 20008	0R00 JUMP. (0805)	3609	4822 051 20334	330K00 5% 0,1W
3290	4822 051 20224	220K00 5% 0,1W	3614	4822 051 20223	22K00 5% 0,1W
3292	4822 051 20229	22R00 5% 0,1W	3630	4822 051 20223	22K00 5% 0,1W
3301	4822 051 20335	3M30 5% 0,1W	3635	4822 051 20101	100R00 5% 0,1W
3302	4822 051 20333	33K00 5% 0,1W	3636	4822 051 20473	47K00 5% 0,1W
3303	4822 100 20166	10K 30%LIN 0,1W	3637	4822 051 20823	82K 5% 0,1W
3305	4822 051 20333	33K00 5% 0,1W	3638	4822 051 20684	680K 5% 0,1W
3306	4822 051 20333	33K00 5% 0,1W	3639	4822 051 20473	47K00 5% 0,1W
3307	4822 051 20432	4K30 5% 0,1W	3640	4822 051 20473	47K00 5% 0,1W
3308	4822 051 20224	220K00 5% 0,1W	3641	4822 051 20104	100K 5% 0,1W
3309	4822 051 20124	120K00 5% 0,1W	3642	4822 051 20272	2K7 5% 0,1W
3310	4822 051 20684	680K00 5% 0,1W	3643	4822 051 20823	82K 5% 0,1W
3313	4822 051 20124	120K00 5% 0,1W	3644	4822 051 20473	47K 5% 0,1W
3314	4822 051 20564	560K00 5% 0,1W	3645	4822 051 20684	680K 5% 0,1W
3317	4822 051 20273	27K00 5% 0,1W	3646	4822 051 20331	330R 5% 0,1W
3318	4822 051 20391	390R00 5% 0,1W	3647	4822 100 11677	470R 5% 30% LIN 0,1W
3319	4822 100 11163	100K 30%LIN 0,1W	3648	4822 051 20224	220K 5% 0,1W
3321	4822 100 11163	100K 30%LIN 0,1W	3649	4822 051 20103	10K 5% 0,1W
3322	4822 100 11163	100K 30%LIN 0,1W	3650	4822 051 20103	10K 5% 0,1W
3323	4822 051 20391	390R00 5% 0,1W			

					
3651	4822 051 20274	270K 5% 0,1W	5601	4822 156 40738	DECODER COIL
3652	4822 051 20333	33K 5% 0,1W	5801	4822 242 81002	RES CER 6MHz CST6.00
3653	4822 051 20473	47K 5% 0,1W	5803	4822 157 53473	IND FXDLAL04 1000UH 10%
3654	4822 051 20334	330K 5% 0,1W			
3701	4822 051 20103	10K00 5% 0,1W			
3702	4822 051 20103	10K00 5% 0,1W	6200	5322 130 34337	BAV99
3704	4822 051 20334	330K00 5% 0,1W	6201	4822 130 83613	BA779
3705	4822 051 20123	12K00 5% 0,1W	6202	4822 130 83613	BA779
3706	4822 051 20123	12K00 5% 0,1W	6401	4822 130 30621	1N4148
3707	4822 051 20334	330K00 5% 0,1W	6501	4822 130 30621	1N4148
3708	4822 051 20123	12K00 5% 0,1W	6502	4822 130 80291	1N4002GP
3709	4822 051 20123	12K00 5% 0,1W	6503	4822 130 30621	1N4148
3710	4822 051 20103	10K00 5% 0,1W	6504	4822 130 34173	BZX79-C5V6
3711	4822 051 20103	10K00 5% 0,1W	6505	4822 130 34173	BZX79-C5V6
3713	4822 051 20479	47R00 5% 0,1W	6506	4822 130 30862	BZX79-C9V1
3715	4822 051 20479	47R00 5% 0,1W	6507	4822 130 34173	BZX79-C5V6
3721	4822 051 20331	330R00 5% 0,1W	6509	4822 130 30621	1N4148
3722	4822 051 20103	10K00 5% 0,1W	6512	4822 130 30621	1N4148
3723	4822 051 20224	220K00 5% 0,1W	6601	4822 130 30621	1N4148
3724	4822 051 20272	2K70 5% 0,1W	6702	4822 130 30621	1N4148
3725	4822 051 20103	10K00 5% 0,1W	6703	4822 130 30621	1N4148
3726	4822 051 20272	2K70 5% 0,1W			
3727	4822 051 20478	4R70 5% 0,1W	7200	4822 130 83614	BB135
3728	4822 051 20104	100K00 5% 0,1W	7201	4822 130 63534	PMBFJ309
3729	4822 051 20471	470R00 5% 0,1W	7202	4822 209 33168	TEA6811V/C2/R1
3730	4822 051 20478	4R70 5% 0,1W	7300	4822 209 33167	TEA6821T/V2
3801	4822 051 20223	22K00 5% 0,1W	7301	4822 130 60887	BF840
3802	4822 051 20223	22K00 5% 0,1W	7401	5322 209 11102	HEF4052BT
3804	4822 051 20103	10K00 5% 0,1W	7402	4822 209 31132	TDA7374V
3805	4822 051 20103	10K00 5% 0,1W	7501	4822 130 62732	BD241A
3806	4822 051 20103	10K00 5% 0,1W	7502	4822 130 62732	BD241A
3809	4822 051 20103	10K00 5% 0,1W	7503	4822 130 44257	BC547
3810	4822 051 20103	10K00 5% 0,1W	7504	4822 130 60511	BC847B
3814	4822 051 20103	10K00 5% 0,1W	7505	4822 130 60511	BC847B
3815	4822 051 20103	10K00 5% 0,1W	7506	4822 130 60511	BC847B
3816	4822 051 20223	22K00 5% 0,1W	7507	4822 130 60511	BC847B
3817	4822 051 20103	10K00 5% 0,1W	7602	5322 209 11102	HEF4052BT
3818	4822 051 20104	100K00 5% 0,1W	7605	4822 209 31979	TEA6330T/V1
3819	4822 051 20104	100K00 5% 0,1W	7607	4822 209 31007	TDA1579
3820	4822 051 20104	100K00 5% 0,1W	7608	4822 130 60511	BC847B
3821	4822 051 20104	100K00 5% 0,1W	7701	4822 130 60511	BC847B
			7702	4822 130 44283	BC636
			7703	4822 209 33162	MC4558IDT
			7801	4822 209 33191	TMP47C620F/N744
4300	4822 242 81698	AF9192C-A (61,5MHZ)	7809	4822 900 10571	ST24C02AM6
5001	4822 156 21723	IND FXD LAL02 A 0UH22 5%			
5200	4822 157 63315	IND FXD LAL02 220UH 10%			
5201	4822 157 71059	IND VAR 7MM 100MHZ			
5202	4822 152 20679	IND FXD LAL02A 68UH 10%			
5203	4822 157 53473	IND FXDLAL04 1000UH 10%			
5206	4822 157 71057	IND VAR 7MM 7CDA 47000U			
5207	4822 157 71058	FIL LC VAR 98M KZV-353			
5208	4822 156 21722	IND VAR 7CGL 10.7MHZ			
5209	4822 157 71055	IND VAR 72MHZ2 5MM			
5210	4822 157 71055	IND VAR 72MHZ2 5MM			
5211	4822 156 21721	IND FXD LAL02A 2UH2 10%			
5212	4822 156 21719	IND FXD LAL02A 1UH5 10%			
5301	4822 156 21724	IND VAR 7CGL 10.7MHZ			
5302	4822 157 71061	IND VAR 7MM 7P 10.7MHZ			
5500	4822 152 20677	IND FXD LAL02 10UH 10%			
5503	4822 157 70839	CHOCK COIL ASSY			

RTV servis Horvat

Kešinci, 31402 Semeljci

Tel : 031-856-637

Tel / fax : 031-856-139

Mob : 098-788-319

rtv-servis-horvat@os.tel.hr