

Specification of Thermoelectric Module

TEC1-12706

Description

The 127 couples, 40 mm × 40 mm size single module which is made of our high performance ingot to achieve superior cooling performance and 70°C or larger delta T max, is designed for superior cooling and heating applications. Beyond the standard below, we can design and manufacture the custom made module according to your special requirements.

Features

- No moving parts, no noise, and solid-state
- Compact structure, small in size, light in weight
- Environmental friendly
- RoHS compliant
- Precise temperature control
- Exceptionally reliable in quality, high performance

Application

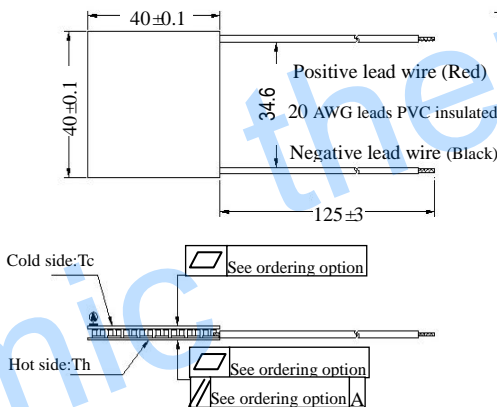
- Food and beverage service refrigerator
- Portable cooler box for cars
- Liquid cooling
- Temperature stabilizer
- CPU cooler and scientific instrument
- Photonic and medical systems

Performance Specification Sheet

Th(°C)	27	50	Hot side temperature at environment: dry air, N2
DTmax(°C)	70	79	Temperature Difference between cold and hot side of the module when cooling capacity is zero at cold side
Umax(Voltage)	16	17.2	Voltage applied to the module at DTmax
I _{max} (amps)	6.1	6.1	DC current through the modules at DTmax
QC _{max} (Watts)	61.4	66.7	Cooling capacity at cold side of the module under DT=0 °C
AC resistance(ohms)	1.8~2.2	2.0~2.4	The module resistance is tested under AC

Geometric Characteristics Dimensions in millimeters

Manufacturing Options



A. Solder:

1. T100: BiSn (Melting Point=138 °C)
2. T200: CuSn (Melting Point= 227 °C)

B. Sealant:

1. NS: No sealing (Standard)
2. SS: Silicone sealant
3. EPS: Epoxy sealant
4. Customer specify sealing

C. Ceramics:

1. Alumina (Al₂O₃, white 96%)(AIO)
2. Aluminum Nitride (AlN)

D. Ceramics Surface Options:

1. Blank ceramics (not metalized)
2. Metalized (Copper-Nickel plating)

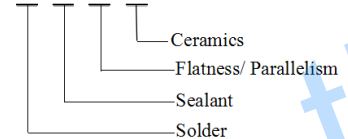
Flatness/ Parallelism Option

Naming for the Module

Suffix	Thickness / H (mm)	Flatness/ Parallelism (mm)	Lead wire length(mm) Standard/Optional length
TF	0:3.8±0.1	0:0.05/0.05	125 ±3/Specify
TF	1:3.8±0.05	1:0.025/0.025	125 ±3/Specify
TF	2:3.8±0.03	2:0.015/0.015	125 ±3/Specify

Eg. TF01: Thickness 3.8±0.1(mm) and Flatness 0.025/0.025(mm)

TEC1- 12706 X -X - X - X



TEC1-12706- T100 -NS - TF02 - AIO

T100: Solder, BiSn (Melting Point=138°C)

NS: No sealing

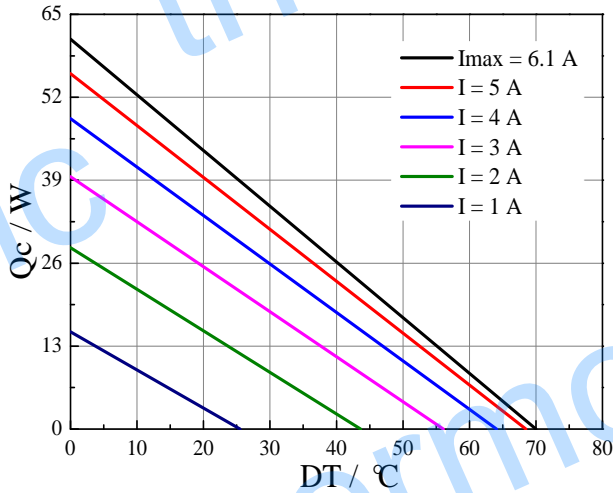
AIO: Alumina white 96%

TF02: Thickness ±0.1(mm) and Flatness/Parallelism 0.015/0.015(mm)

Specification of Thermoelectric Module

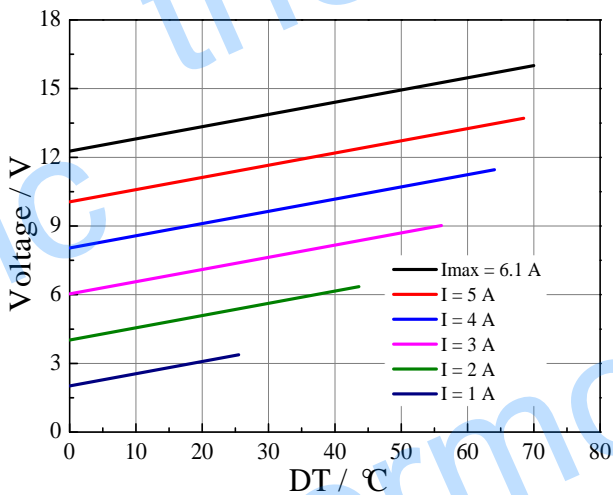
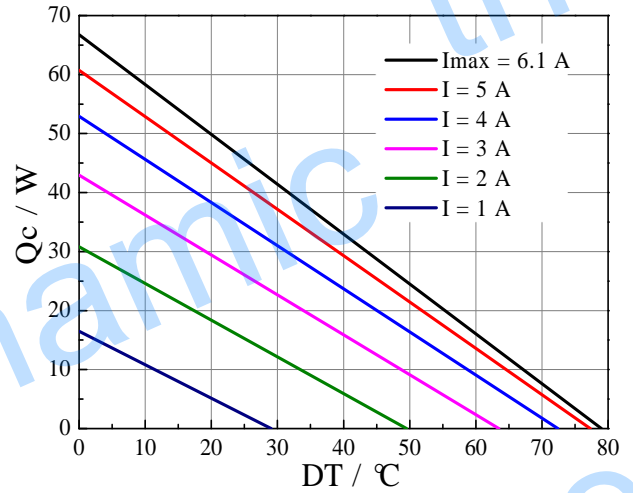
TEC1-12706

Performance Curves at $T_h=27\text{ }^\circ\text{C}$

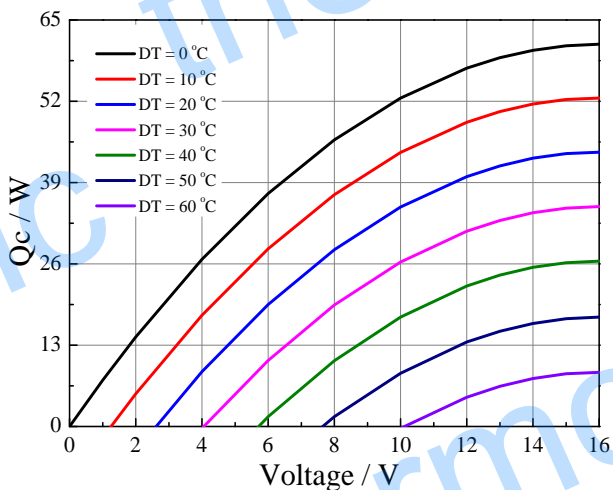
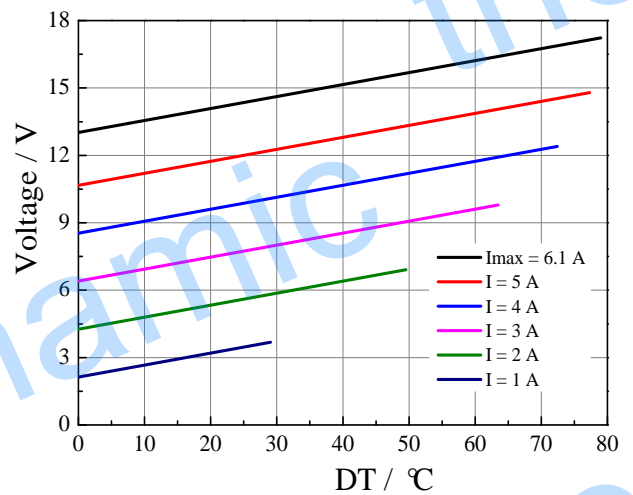


Standard Performance Graph $Q_c = f(DT)$

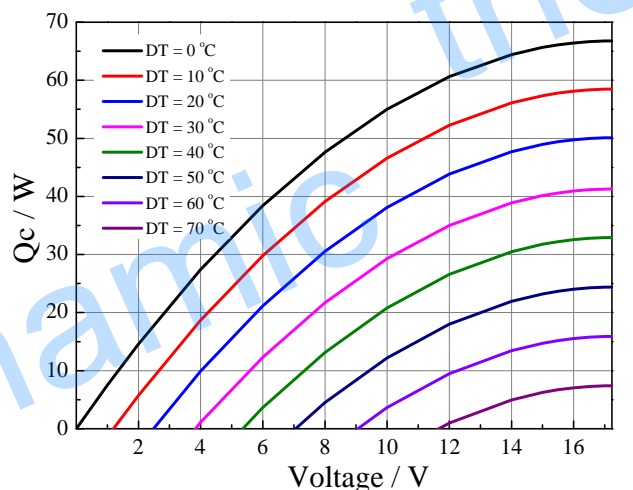
Performance Curves at $T_h=50\text{ }^\circ\text{C}$



Standard Performance Graph $V = f(\Delta T)$



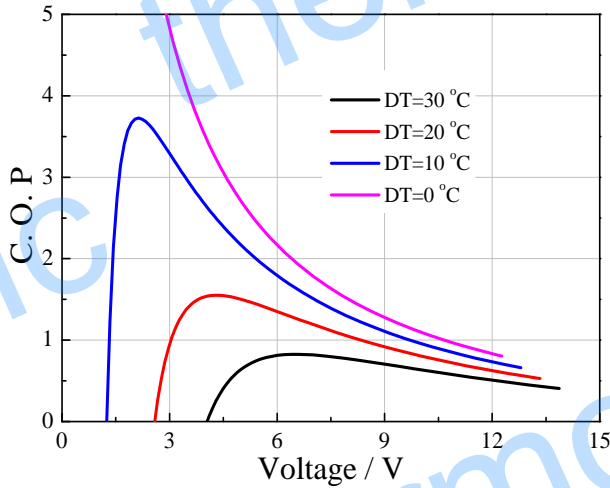
Standard Performance Graph $Q_c = f(V)$



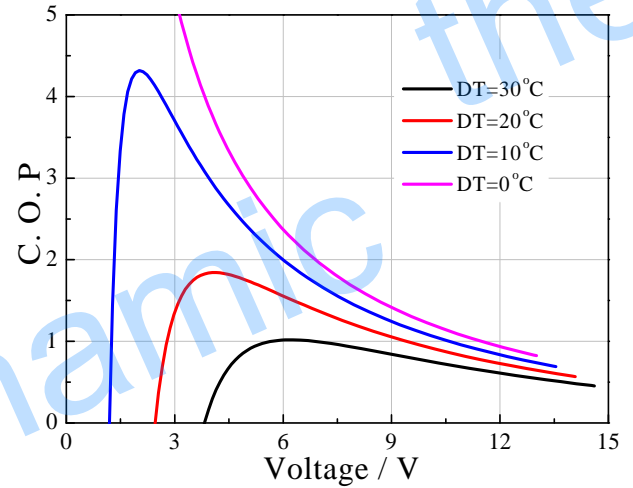
Specification of Thermoelectric Module

TEC1-12706

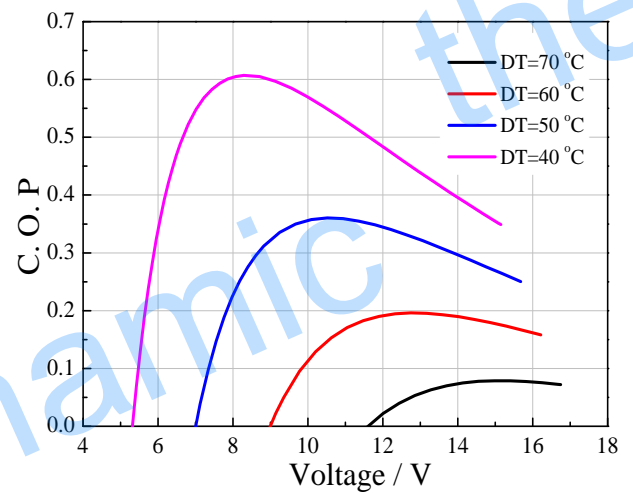
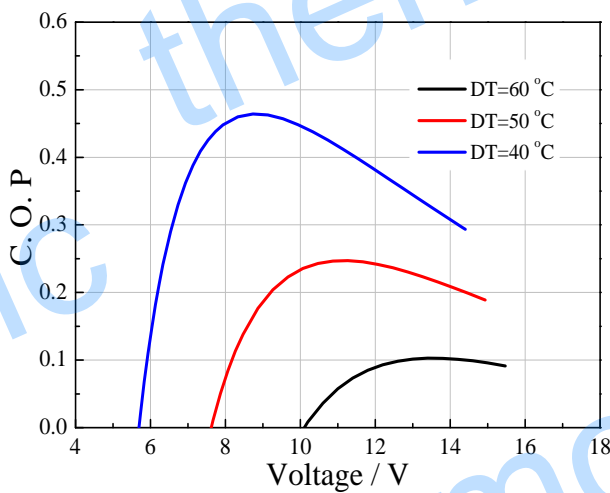
Performance Curves at $T_h=27\text{ }^\circ\text{C}$



Performance Curves at $T_h=50\text{ }^\circ\text{C}$



Standard Performance Graph COP = f(V) of ΔT ranged from 0 to 30 °C



Standard Performance Graph COP = f(V) of ΔT ranged from 40 to 60/70 °C

Remark: The coefficient of performance (COP) is the cooling power Q_c /Input power ($V \times I$).

Operation Cautions

- Cold side of the module stucked on the object being cooled
- Hot side of the module mounted on a heat radiator
- Operation or storage module below 100 °C
- Operation below I_{max} Or V_{max}
- Work under DC